

WYOMING

#49
\$0.6 B SPENT
IN STATE

#34
1.3% OF
STATE GDP

0.1%
OF TOTAL U.S.
DEFENSE SPENDING

\$1,059
PER
RESIDENT

#46
\$0.2 B CONTRACT
SPENDING

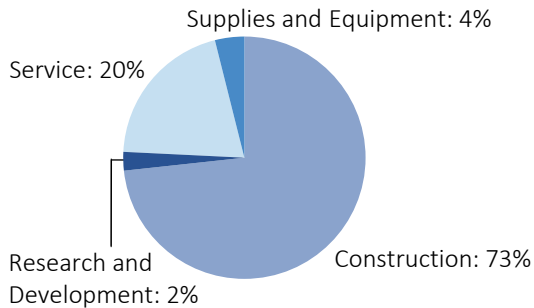
#50
\$33.4 M GRANT
SPENDING

#49
7,171 NUMBER
OF PERSONNEL

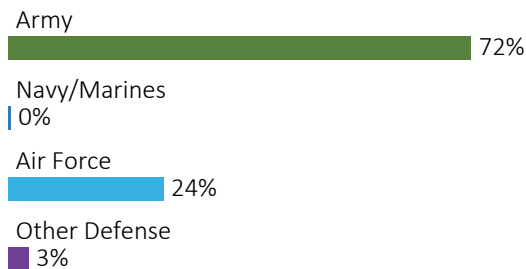
#49
\$0.3 B PERSONNEL
SPENDING

DEFENSE CONTRACTS

By Type



By Service



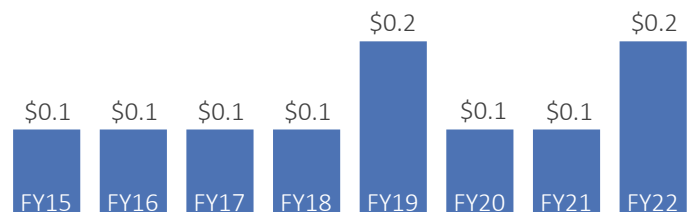
Top Defense Contractors

(M = millions)

Conti Federal Services, LLC	\$124.7 M
Morgan Engineering Systems, Inc.	\$13.4 M
Broncho Co.	\$8.1 M
M1 Support Services	\$6.0 M
Razor Consulting Solutions, Inc.	\$5.8 M
Native American Services Corp.	\$5.3 M
Kennon Products	\$5.0 M
HME, Inc.	\$4.8 M
Cora Jane Contractors, LLC	\$4.5 M
High West Energy, Inc.	\$3.9 M

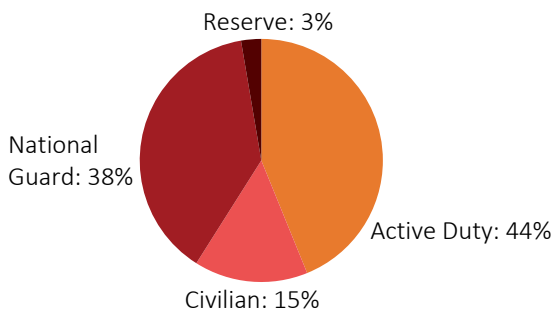
Contract Awards Performed

(By Fiscal Year, billions)

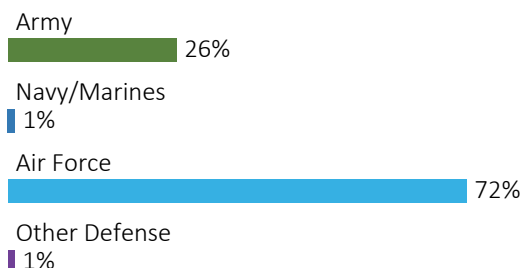


DEFENSE PERSONNEL

Allocations, By Type



Allocations, By Service



\$348.9 MILLION
TOTAL PAYROLL

7,171
TOTAL PERSONNEL

Top Defense Personnel Locations

County	Active Duty	Civilian	National Guard	Reserve	Total
Laramie	3,056	970	1,769	121	5,916
Platte	58	72	193	0	323
Natrona	ND	ND	76	57	ND
Albany	14	ND	99	0	ND
Uinta	0	ND	87	0	ND
Fremont	0	ND	79	0	ND
Campbell	ND	0	75	0	ND
Sheridan	0	ND	58	14	ND
Goshen	0	0	72	0	72
Converse	0	0	56	0	56

TOP DEFENSE CONTRACT SPENDING LOCATIONS (K = thousands, M = millions)

Laramie
\$218.1 M

Sheridan
\$5.0 M

Teton
\$3.7 M

Sublette
\$2.0 M

Park
\$1.4 M

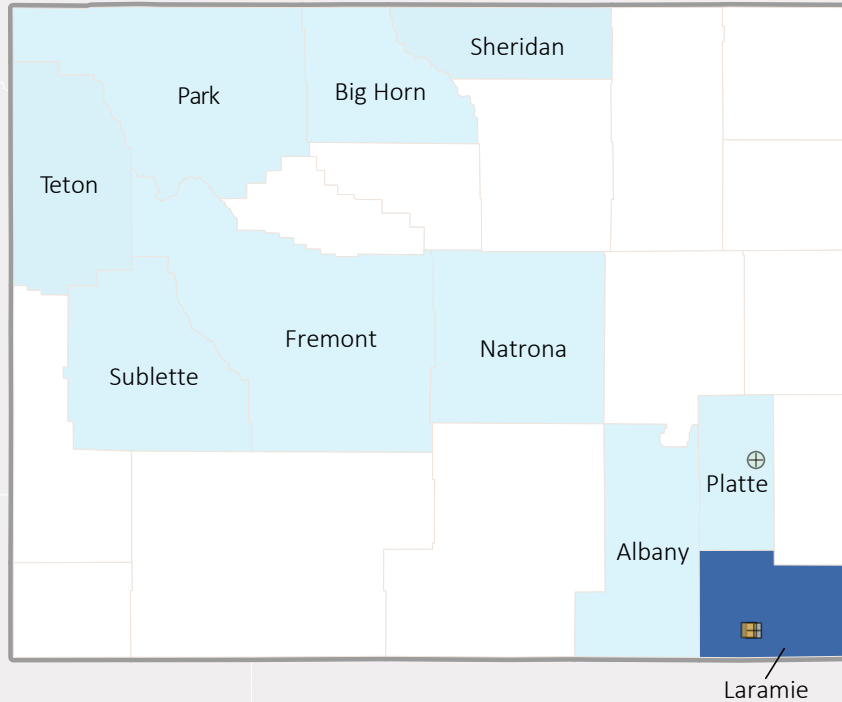
Platte
\$1.1 M

Natrona
\$767.7 K

Albany
\$615.3 K

Fremont
\$511.8 K

Big Horn
\$68.7 K



TOP DEFENSE PERSONNEL SPENDING LOCATIONS (M = millions)

Laramie
\$315.3 M

Platte
\$12.4 M

Albany
\$4.7 M

Natrona
\$3.8 M

Sheridan
\$1.9 M

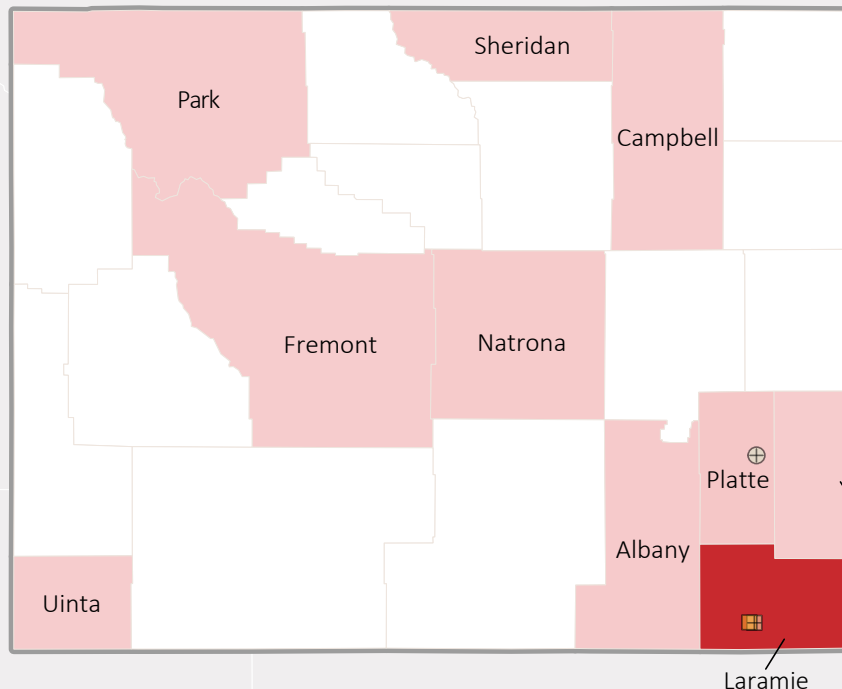
Uinta
\$1.6 M

Fremont
\$1.5 M

Campbell
\$1.4 M

Goshen
\$1.1 M

Park
\$1.0 M



■ AF Active
 ■ AF Guard
 ■ AF Reserve
 ● Army Active
 ● Army Guard
 ○ Army Reserve
 ◆ MC Active
 ▲ Navy Active
 ✱ WHS