

WEST VIRGINIA

#50
\$0.6 B SPENT
IN STATE

#49
0.6% OF
STATE GDP

0.1%
OF TOTAL U.S.
DEFENSE SPENDING

\$338
PER
RESIDENT

#51
\$0.2 B CONTRACT
SPENDING

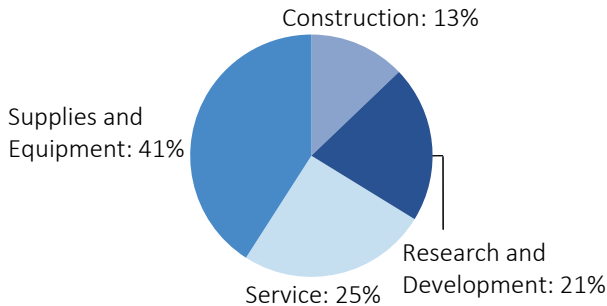
#38
\$69.0 M GRANT
SPENDING

#46
9,627 NUMBER
OF PERSONNEL

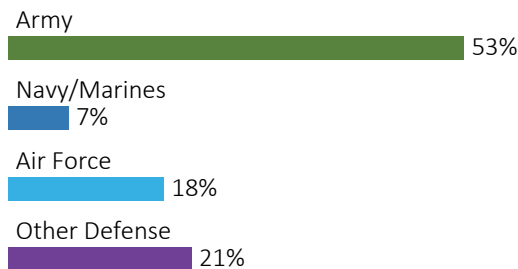
#48
\$0.4 B PERSONNEL
SPENDING

DEFENSE CONTRACTS

By Type



By Service



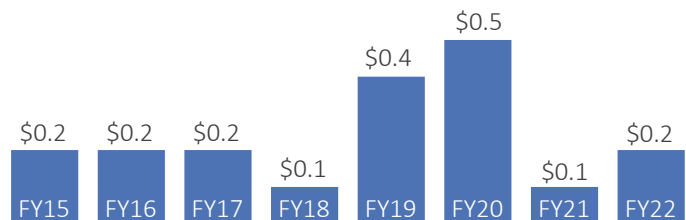
Top Defense Contractors

(M = millions)

Northrop Grumman	\$35.8 M
AMS Group	\$14.3 M
NextGen Federal Systems	\$13.9 M
Civil-Military Innovation Institute, Inc.	\$13.2 M
HDD JV	\$10.4 M
Touchstone Research Laboratory, Ltd.	\$6.5 M
MCW-TMG1, LLC	\$5.7 M
4D Tech Solutions, Inc.	\$3.9 M
Loar Group, Inc.	\$3.5 M
Marshall University Research Corp.	\$3.4 M

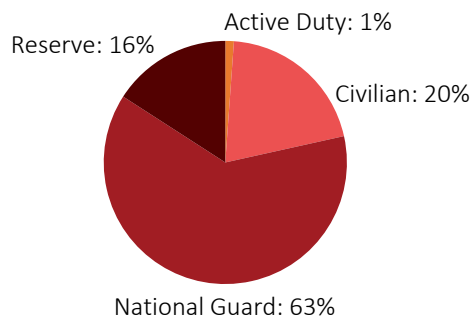
Contract Awards Performed

(By Fiscal Year, billions)

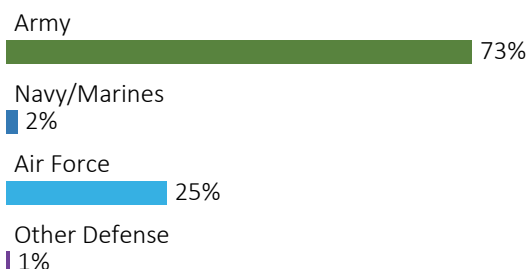


DEFENSE PERSONNEL

Allocations, By Type



Allocations, By Service



\$364.6 MILLION
TOTAL PAYROLL

9,627
TOTAL PERSONNEL

Top Defense Personnel Locations

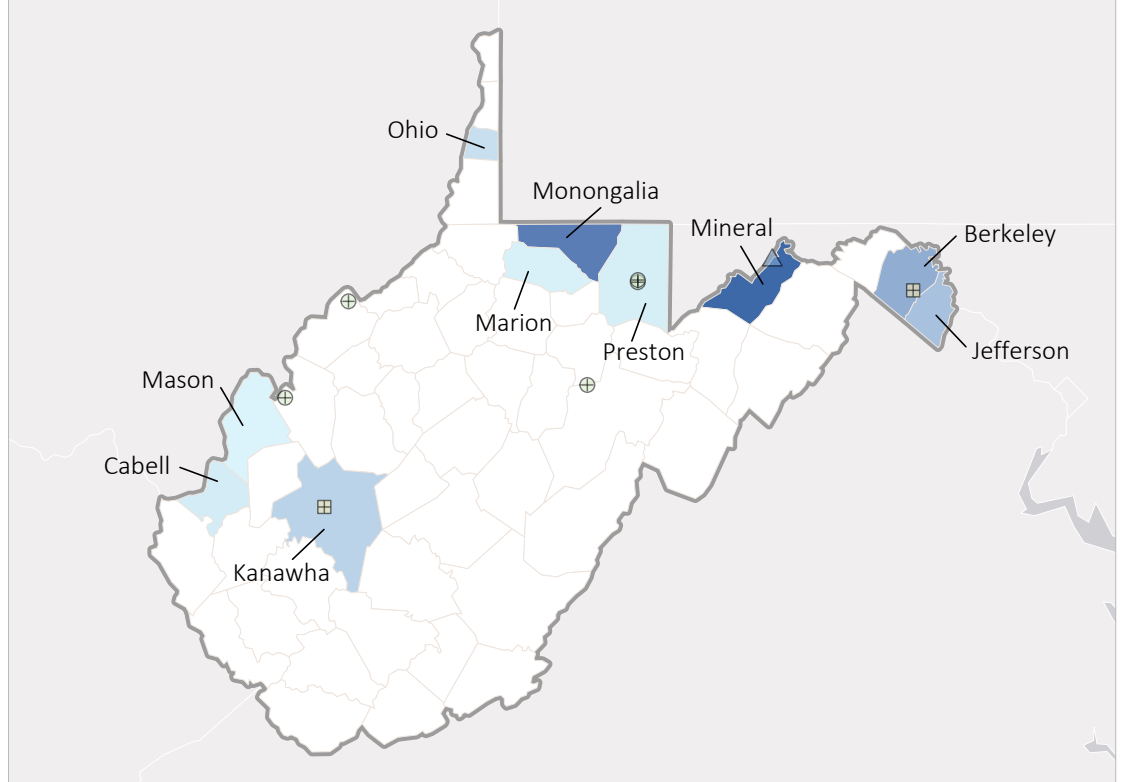
County	Active Duty	Civilian	National Guard	Reserve	Total
Kanawha	28	399	1,454	346	2,227
Berkeley	ND	222	1,302	38	ND
Preston	0	63	501	64	628
Cabell	ND	597	0	ND	ND
Putnam	0	110	388	56	554
Wood	ND	59	320	67	ND
Fayette	ND	13	408	ND	ND
Mercer	ND	ND	104	262	ND
Wayne	0	39	243	59	341
Ohio	ND	76	111	109	ND

WEST VIRGINIA

FISCAL YEAR 2022

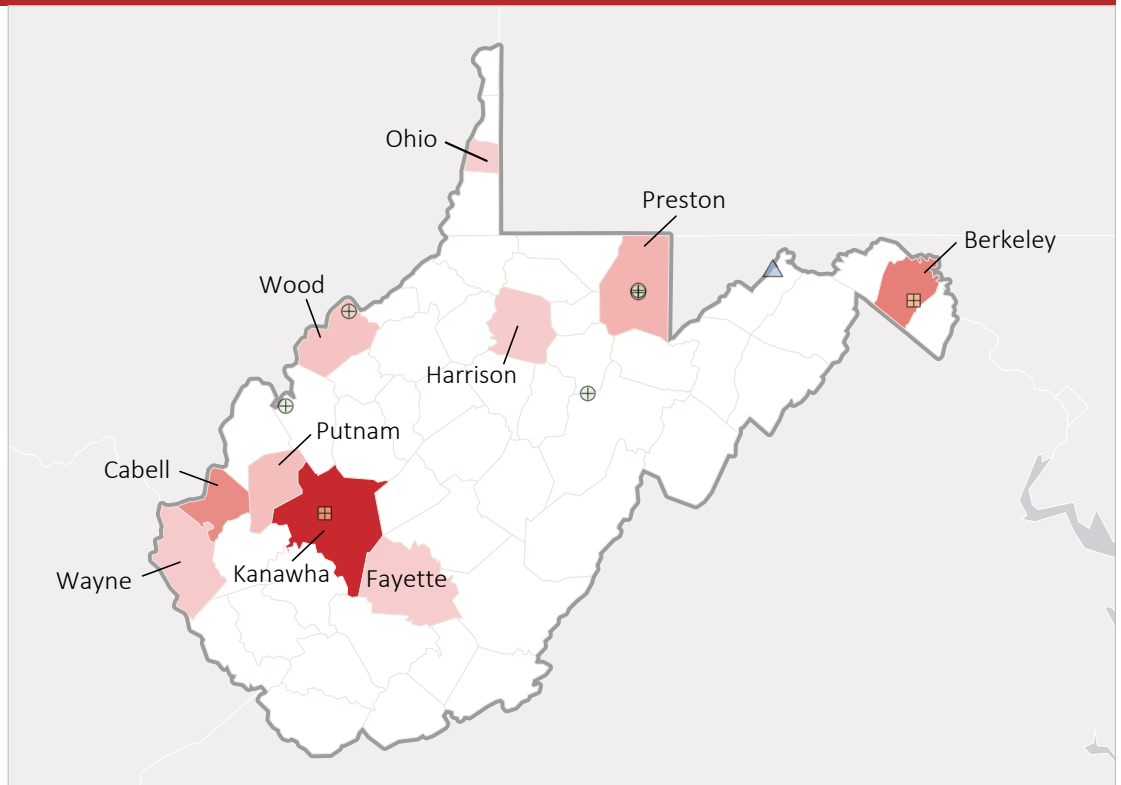
TOP DEFENSE CONTRACT SPENDING LOCATIONS (M = millions)

Mineral	\$38.8 M
Monongalia	\$33.2 M
Berkeley	\$20.7 M
Jefferson	\$15.7 M
Kanawha	\$11.3 M
Ohio	\$8.3 M
Cabell	\$5.3 M
Preston	\$4.6 M
Marion	\$4.3 M
Mason	\$3.5 M



TOP DEFENSE PERSONNEL SPENDING LOCATIONS (M = millions)

Kanawha	\$103.2 M
Berkeley	\$57.3 M
Cabell	\$49.6 M
Preston	\$24.6 M
Putnam	\$17.8 M
Wood	\$15.0 M
Wayne	\$10.1 M
Harrison	\$9.8 M
Ohio	\$9.2 M
Fayette	\$9.2 M



■ AF Active
 ■ AF Guard
 ■ AF Reserve
 ● Army Active
 ● Army Guard
 ○ Army Reserve
 ◆ MC Active
 ▲ Navy Active
 ✱ WHS