

VERMONT

#51
\$0.6 B SPENT
IN STATE

#33
1.4% OF
STATE GDP

0.1%
OF TOTAL U.S.
DEFENSE SPENDING

\$853
PER
RESIDENT

#44
\$0.3 B CONTRACT
SPENDING

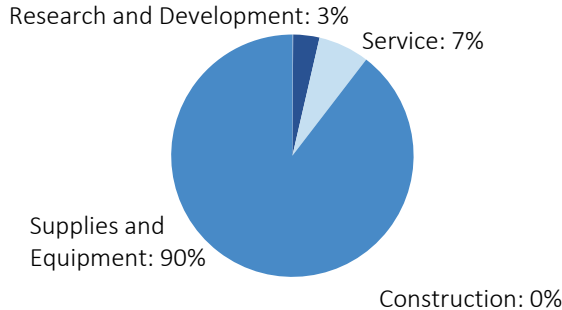
#49
\$38.2 M GRANT
SPENDING

#51
3,802 NUMBER
OF PERSONNEL

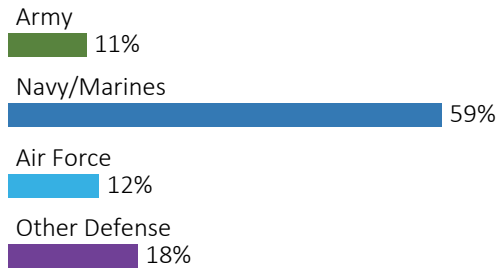
#51
\$0.2 B PERSONNEL
SPENDING

DEFENSE CONTRACTS

By Type



By Service



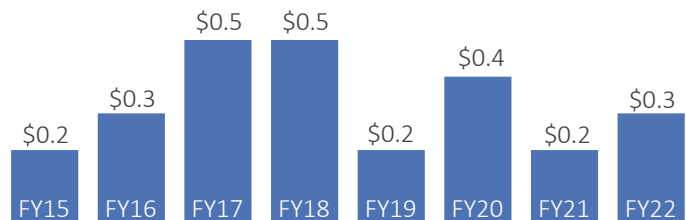
Top Defense Contractors

(M = millions)

General Dynamics	\$185.2 M
Raytheon Technologies	\$49.6 M
Marvell Technology, Inc.	\$47.8 M
IBM	\$8.4 M
Omni Medical Systems	\$6.8 M
Omni Measurement Systems	\$4.6 M
University of Vermont & State Agricultural College	\$4.4 M
Norwich University	\$3.4 M
Galvion	\$2.8 M
Mobile Virtual Player, LLC	\$2.8 M

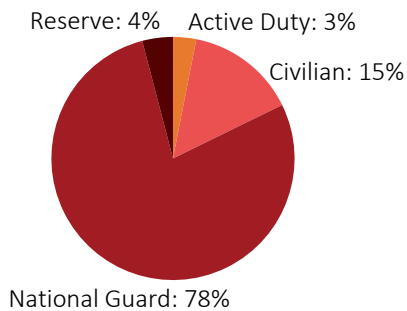
Contract Awards Performed

(By Fiscal Year, billions)



DEFENSE PERSONNEL

Allocations, By Type



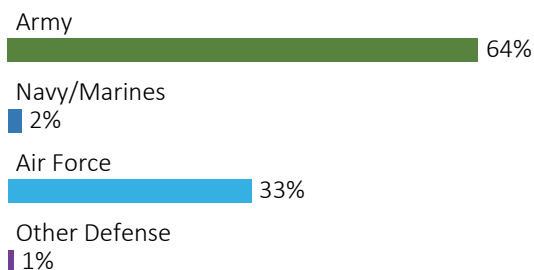
\$170.9 MILLION
TOTAL PAYROLL

3,802
TOTAL PERSONNEL

Top Defense Personnel Locations

County	Active Duty	Civilian	National Guard	Reserve	Total
Chittenden	69	494	2,195	ND	ND
Washington	37	11	248	0	296
Rutland	ND	ND	80	78	ND
Windsor	ND	17	62	75	ND
Franklin	0	ND	68	0	ND
Orange	0	0	72	0	72
Windham	0	ND	42	0	ND
Bennington	0	0	48	0	48
Orleans	0	0	46	0	46
Caledonia	0	ND	38	0	ND

Allocations, By Service



TOP DEFENSE CONTRACT SPENDING LOCATIONS (K = thousands, M = millions)

Chittenden
\$276.7 M

Addison
\$50.5 M

Washington
\$5.9 M

Orange
\$3.1 M

Windsor
\$2.6 M

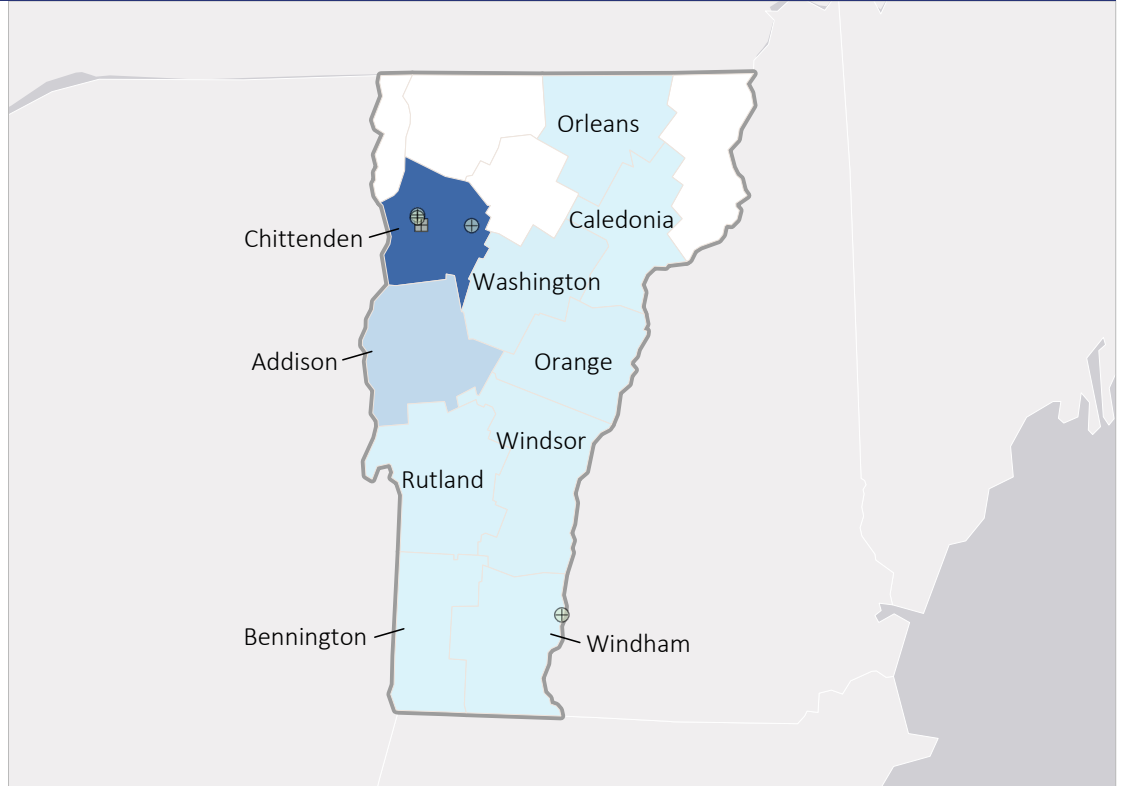
Rutland
\$1.5 M

Orleans
\$1.1 M

Windham
\$740.6 K

Caledonia
\$623.5 K

Bennington
\$77.1 K



TOP DEFENSE PERSONNEL SPENDING LOCATIONS (M = millions)

Chittenden
\$130.2 M

Washington
\$14.2 M

Rutland
\$5.6 M

Windsor
\$5.2 M

Franklin
\$3.3 M

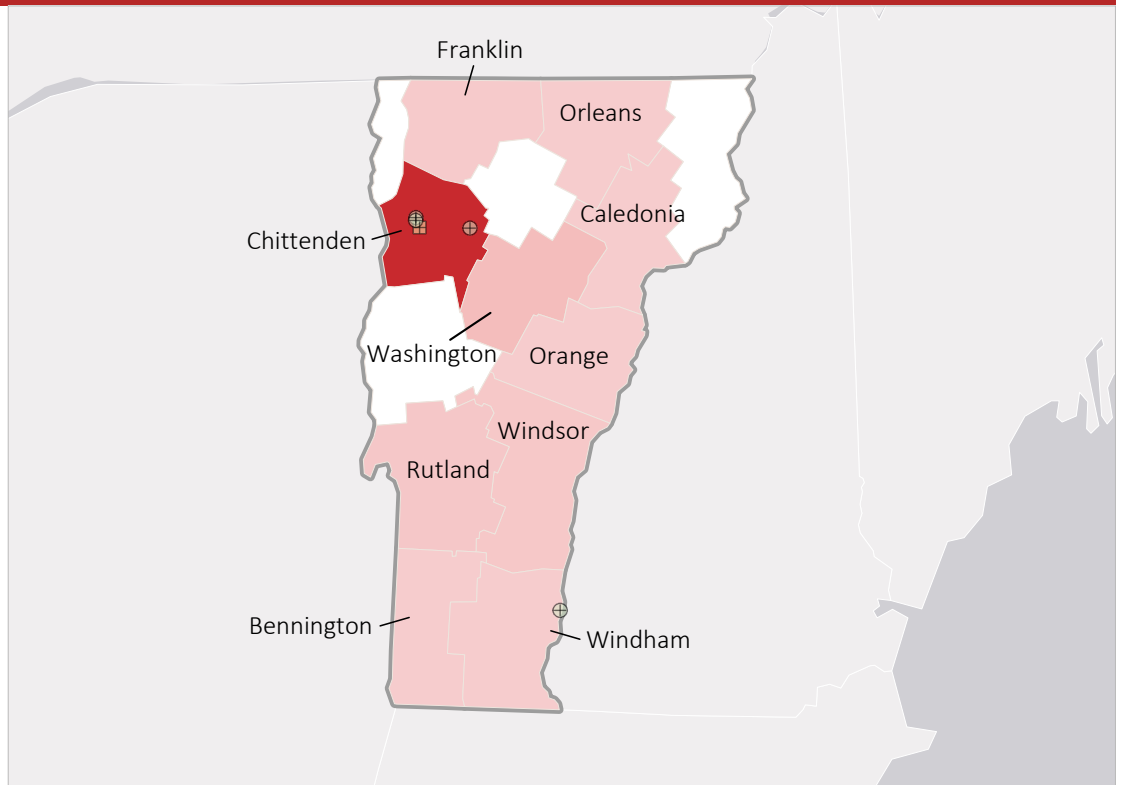
Orange
\$1.8 M

Orleans
\$1.8 M

Bennington
\$1.7 M

Caledonia
\$1.6 M

Windham
\$1.5 M



■ AF Active
 ■ AF Guard
 ■ AF Reserve
 ● Army Active
 ● Army Guard
 ● Army Reserve
 ◆ MC Active
 ▲ Navy Active
 ✱ WHS