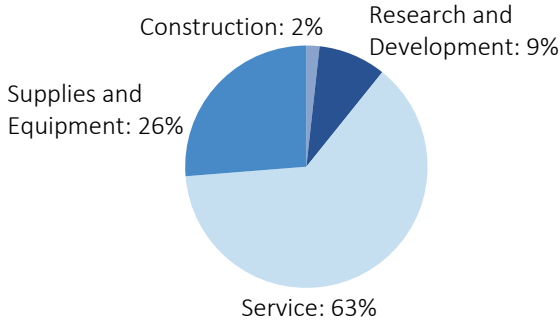


# VIRGINIA

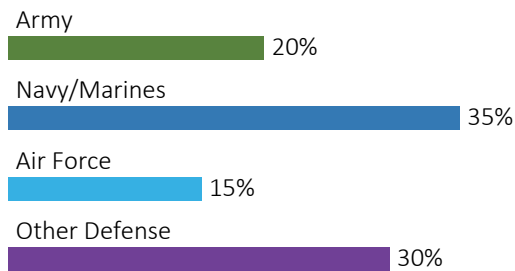
#1 \$62.7 B SPENT IN STATE	#1 9.7% OF STATE GDP	11.2% OF TOTAL U.S. DEFENSE SPENDING	\$7,223 PER RESIDENT	#2 \$42.0 B CONTRACT SPENDING	#8 \$394.1 M GRANT SPENDING	#2 247,314 NUMBER OF PERSONNEL	#1 \$20.3 B PERSONNEL SPENDING
----------------------------------	----------------------------	--	----------------------------	-------------------------------------	-----------------------------------	--------------------------------------	--------------------------------------

## DEFENSE CONTRACTS

### By Type



### By Service



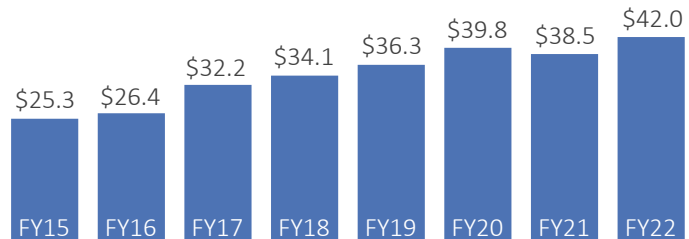
### Top Defense Contractors

(M = millions, B = billions)

Huntington Ingalls	\$3.2 B
Leidos	\$2.2 B
ADS Tactical, Inc.	\$1.4 B
CACI	\$1.4 B
General Dynamics	\$1.3 B
Booz Allen Hamilton	\$1.3 B
Northrop Grumman	\$1.2 B
SAIC	\$1.1 B
MITRE	\$643.6 M
BAE Systems	\$588.4 M

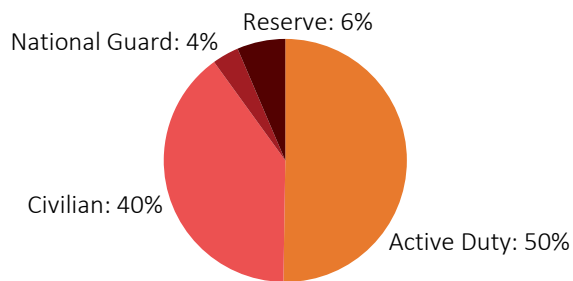
### Contract Awards Performed

(By Fiscal Year, billions)

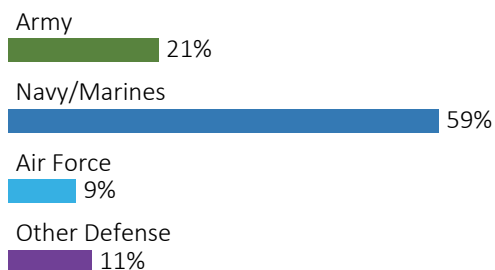


## DEFENSE PERSONNEL

### Allocations, By Type



### Allocations, By Service



**\$20.3 BILLION**  
TOTAL PAYROLL

**247,314**  
TOTAL PERSONNEL

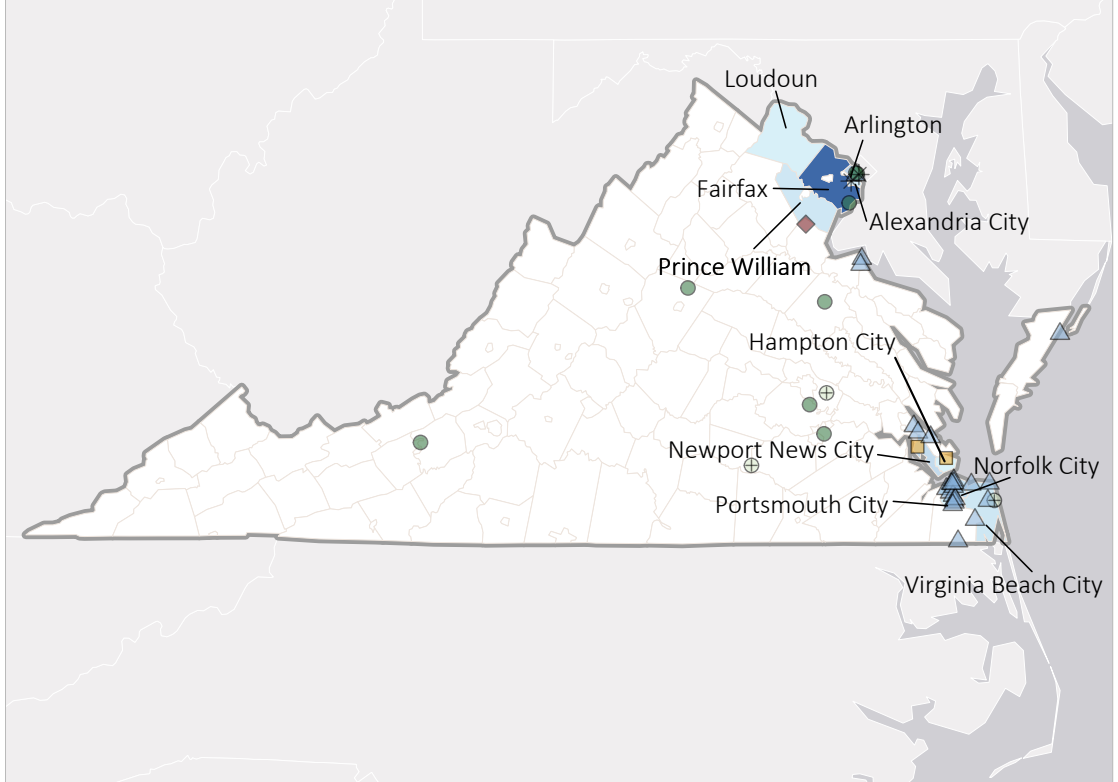
### Top Defense Personnel Locations

County	Active Duty	Civilian	National Guard	Reserve	Total
Norfolk City	49,691	16,903	316	1,215	68,125
Virginia Beach City	20,684	3,795	873	4,642	29,994
Fairfax	6,135	12,268	625	2,705	21,733
Arlington	2,518	16,044	81	116	18,759
Portsmouth City	4,037	13,018	106	17	17,178
Prince William	7,841	4,347	295	760	13,243
Newport News City	6,209	3,662	77	1,029	10,977
Prince George	6,744	3,599	0	468	10,811
York	7,957	670	1,005	915	10,547
Accomack	6,593	103	161	782	7,639

### TOP DEFENSE CONTRACT SPENDING LOCATIONS

(M = millions, B = billions)

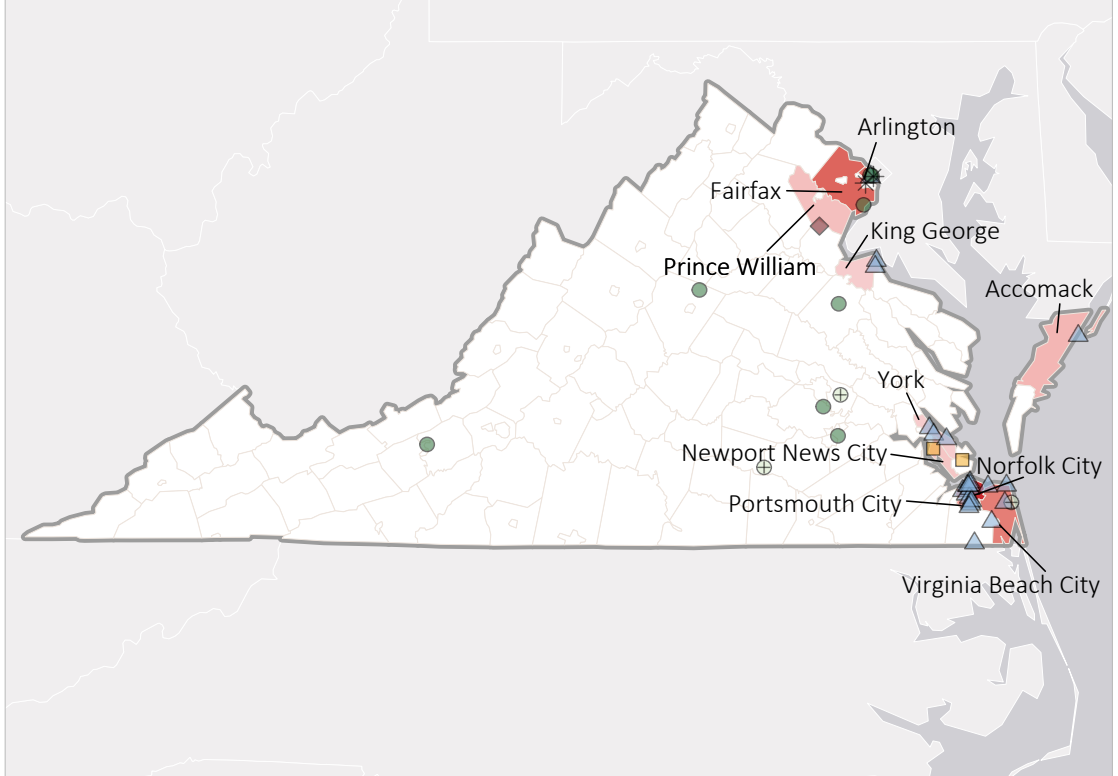
Fairfax	<b>\$17.8 B</b>
Arlington	<b>\$4.4 B</b>
Newport News City	<b>\$3.6 B</b>
Norfolk City	<b>\$3.2 B</b>
Virginia Beach City	<b>\$2.2 B</b>
Prince William	<b>\$2.1 B</b>
Alexandria City	<b>\$1.7 B</b>
Loudoun	<b>\$1.2 B</b>
Portsmouth City	<b>\$968.0 M</b>
Hampton City	<b>\$819.8 M</b>



### TOP DEFENSE PERSONNEL SPENDING LOCATIONS

(M = millions, B = billions)

Norfolk City	<b>\$5.1 B</b>
Fairfax	<b>\$2.3 B</b>
Arlington	<b>\$2.3 B</b>
Virginia Beach City	<b>\$2.1 B</b>
Portsmouth City	<b>\$1.4 B</b>
Accomack	<b>\$1.0 B</b>
Prince William	<b>\$894.7 M</b>
Newport News City	<b>\$792.2 M</b>
King George	<b>\$694.2 M</b>
York	<b>\$689.1 M</b>



■ AF Active 
 ■ AF Guard 
 ■ AF Reserve 
 ● Army Active 
 ● Army Guard 
 ○ Army Reserve 
 ◆ MC Active 
 ▲ Navy Active 
 ✱ WHS