

# SOUTH DAKOTA

**#44**  
\$1.1 B SPENT  
IN STATE

**#28**  
1.6% OF  
STATE GDP

**0.2%**  
OF TOTAL U.S.  
DEFENSE SPENDING

**\$1,169**  
PER  
RESIDENT

**#41**  
\$0.6 B CONTRACT  
SPENDING

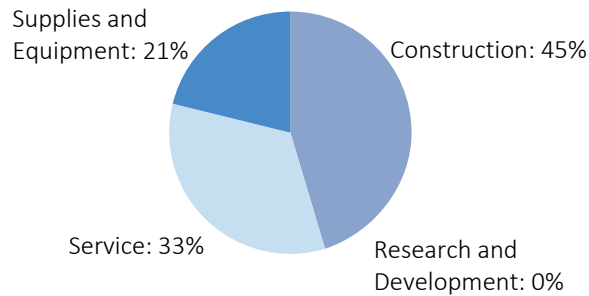
**#51**  
\$26.8 M GRANT  
SPENDING

**#47**  
9,325 NUMBER  
OF PERSONNEL

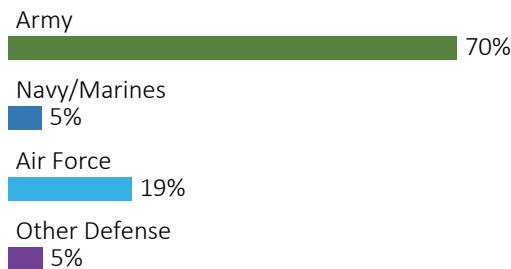
**#46**  
\$0.4 B PERSONNEL  
SPENDING

## DEFENSE CONTRACTS

### By Type



### By Service



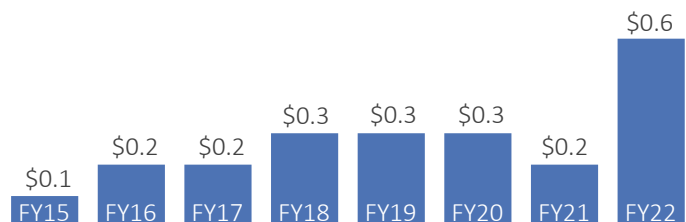
### Top Defense Contractors

(M = millions)

Federal Contracting, Inc.	\$157.6 M
Voith Hydro, Inc.	\$146.8 M
Walsh Group	\$79.2 M
Sterling Computers	\$75.7 M
National Presto Industries	\$22.8 M
Roundhouse-MV JV	\$18.3 M
PCC Ventures	\$16.7 M
Peska Construction, Inc.	\$16.0 M
Rosenbauer Beteiligungsverwaltung	\$14.5 M
QSJV, LLC	\$8.2 M

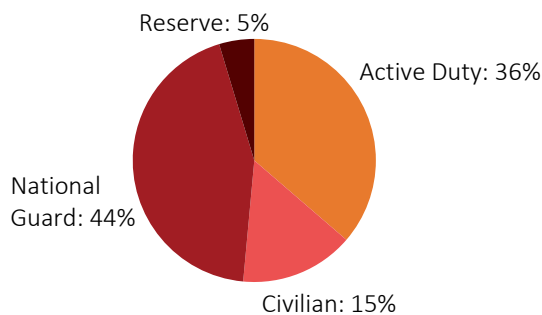
### Contract Awards Performed

(By Fiscal Year, billions)

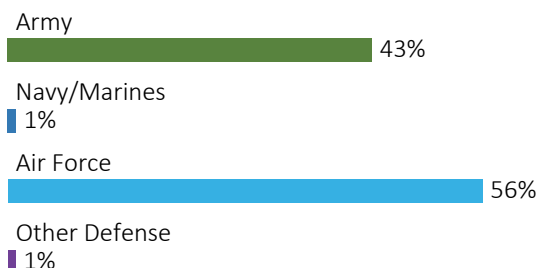


## DEFENSE PERSONNEL

### Allocations, By Type



### Allocations, By Service



**\$400.6 MILLION**  
TOTAL PAYROLL

**9,325**  
TOTAL PERSONNEL

### Top Defense Personnel Locations

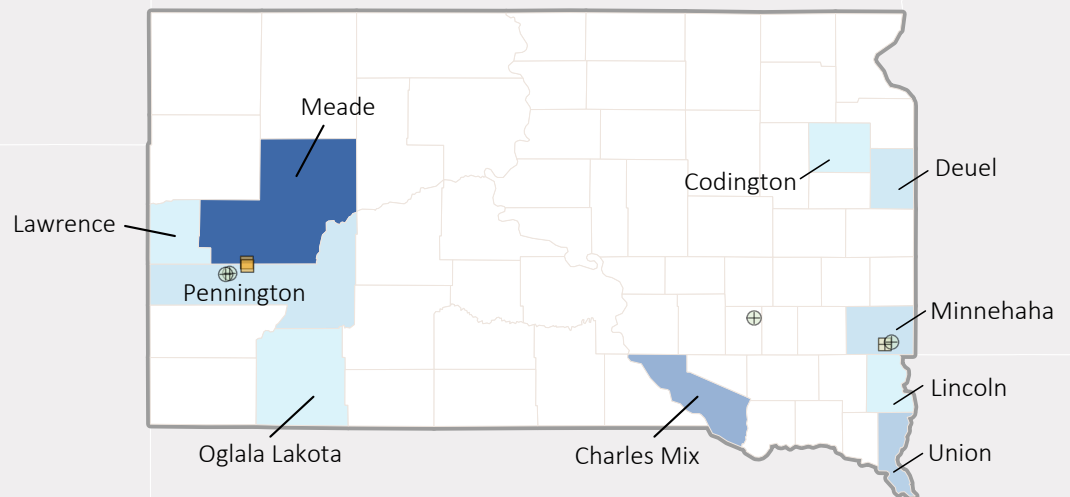
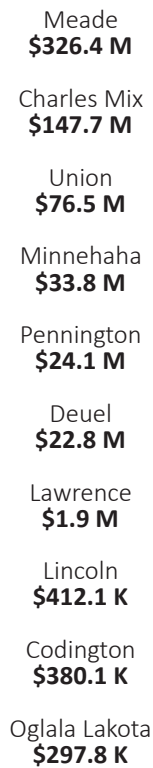
County	Active Duty	Civilian	National Guard	Reserve	Total
Meade	3,308	11	112	22	3,453
Minnehaha	24	314	1,606	335	2,279
Pennington	13	855	794	ND	ND
Brown	ND	ND	135	77	ND
Davison	0	47	158	0	205
Codington	0	ND	200	0	ND
Hughes	0	49	137	0	186
Charles Mix	0	41	100	0	141
Lake	0	0	127	0	127
Hutchinson	0	0	120	0	120

# SOUTH DAKOTA

## FISCAL YEAR 2022

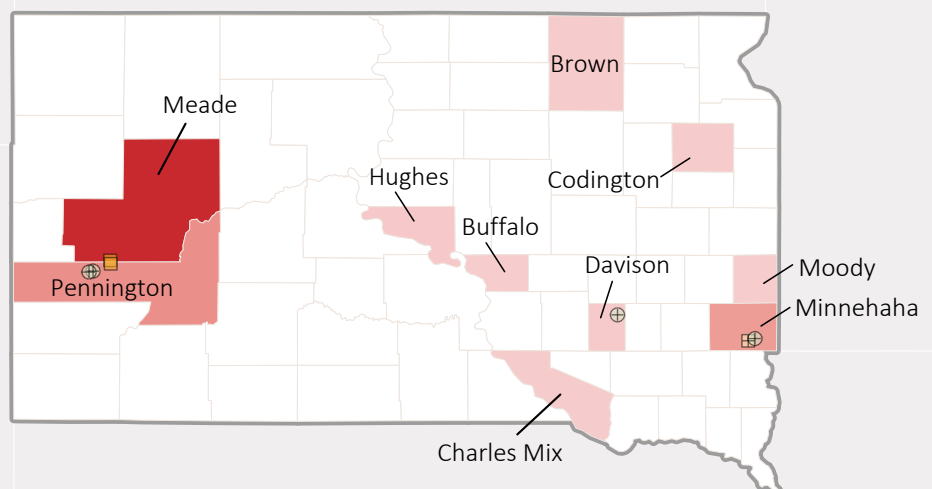
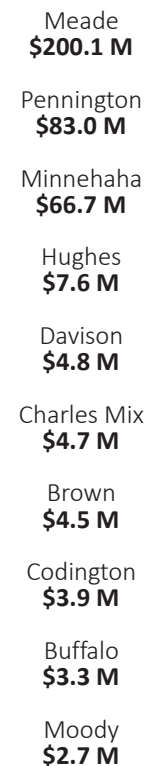
**TOP DEFENSE CONTRACT SPENDING LOCATIONS**










(K = thousands, M = millions)



## TOP DEFENSE PERSONNEL SPENDING LOCATIONS

(M = millions)



 AF Active
  AF Guard
  AF Reserve
  Army Active
  Army Guard
  Army Reserve
  MC Active
  Navy Active
  WHS