

SOUTH CAROLINA

#26
\$6.3 B SPENT
IN STATE

#21
2.1% OF
STATE GDP

1.1%
OF TOTAL U.S.
DEFENSE SPENDING

\$1,186
PER
RESIDENT

#28
\$3.2 B CONTRACT
SPENDING

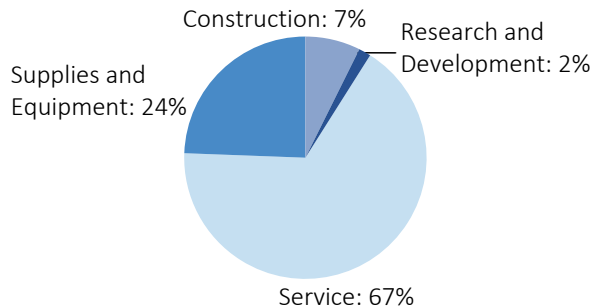
#27
\$93.5 M GRANT
SPENDING

#10
65,493 NUMBER
OF PERSONNEL

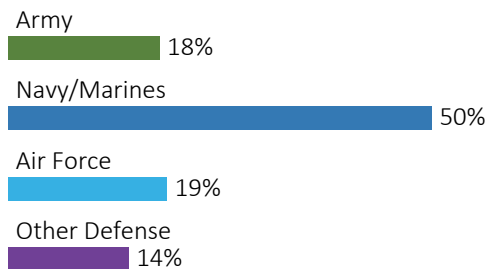
#16
\$3.0 B PERSONNEL
SPENDING

DEFENSE CONTRACTS

By Type



By Service



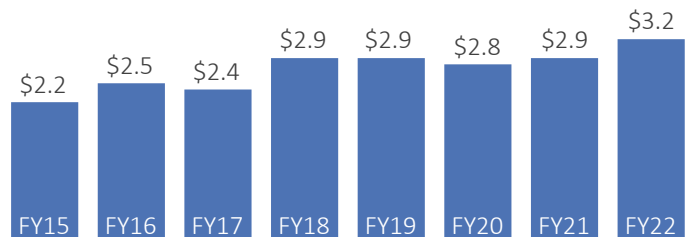
Top Defense Contractors

(M = millions)

Scientific Research Corp.	\$139.2 M
Unaka Corp.	\$137.1 M
Detyens Shipyards	\$131.3 M
Amentum Services, Inc.	\$119.8 M
KBR	\$107.1 M
SAIC	\$98.5 M
Lockheed Martin	\$89.4 M
Atlas Technologies, Inc.	\$71.0 M
Chas Kurz & Co.	\$55.6 M
US Foods Holding	\$48.5 M

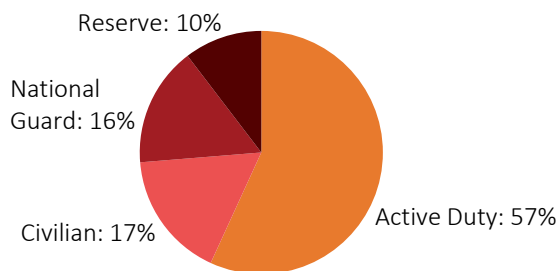
Contract Awards Performed

(By Fiscal Year, billions)

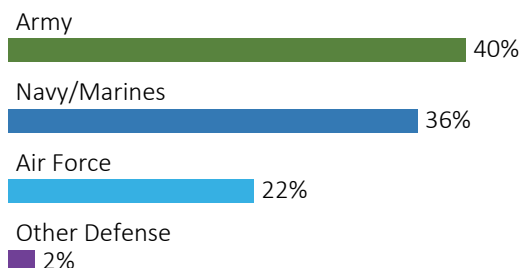


DEFENSE PERSONNEL

Allocations, By Type



Allocations, By Service



\$3.0 BILLION
TOTAL PAYROLL

65,493
TOTAL PERSONNEL

Top Defense Personnel Locations

County	Active Duty	Civilian	National Guard	Reserve	Total
Richland	9,597	3,360	3,518	2,026	18,501
Charleston	3,851	4,818	878	2,969	12,516
Beaufort	9,943	1,198	122	42	11,305
Berkeley	6,829	300	150	ND	ND
Sumter	5,705	829	131	164	6,829
Greenville	54	244	542	805	1,645
Spartanburg	22	11	232	168	433
York	ND	20	231	159	ND
Anderson	ND	ND	388	0	ND
Orangeburg	ND	21	127	222	ND

SOUTH CAROLINA

FISCAL YEAR 2022

TOP DEFENSE CONTRACT SPENDING LOCATIONS (M = millions, B = billions)

Charleston
\$1.3 B

Berkeley
\$417.1 M

Sumter
\$368.3 M

Richland
\$292.8 M

Greenville
\$198.3 M

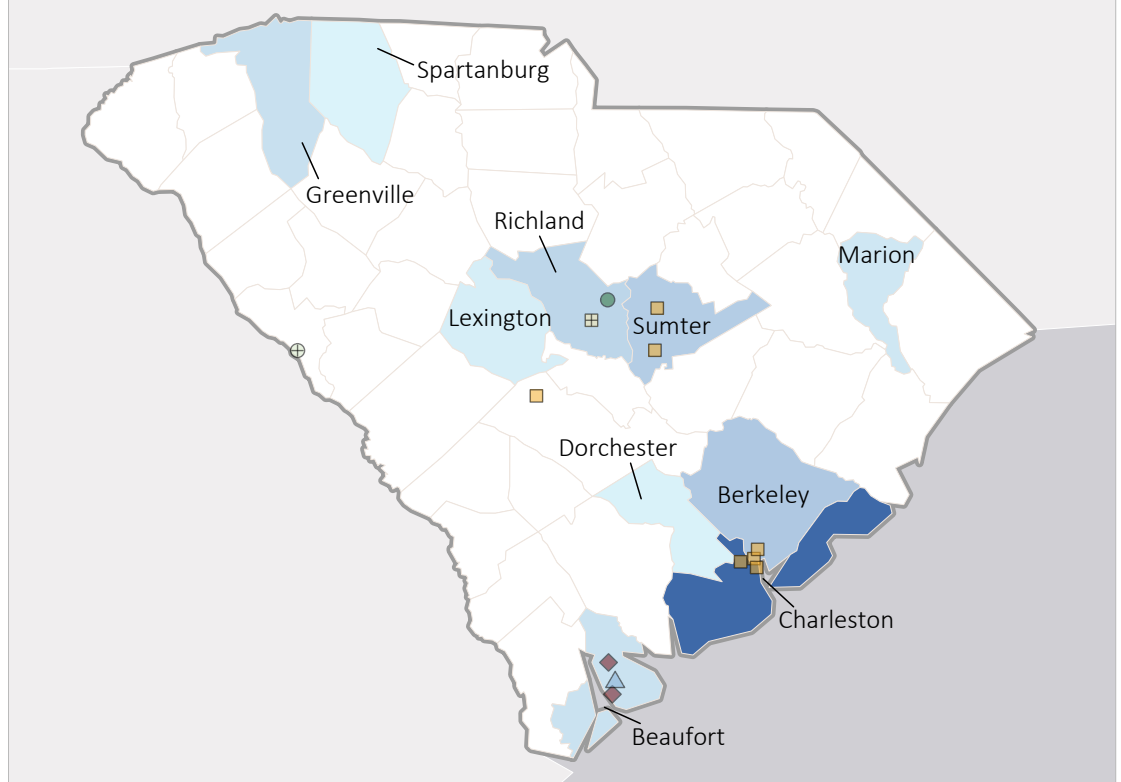
Beaufort
\$182.9 M

Marion
\$137.1 M

Lexington
\$74.8 M

Dorchester
\$44.2 M

Spartanburg
\$31.1 M



TOP DEFENSE PERSONNEL SPENDING LOCATIONS (M = millions)

Charleston
\$827.9 M

Richland
\$742.8 M

Sumter
\$464.8 M

Berkeley
\$430.0 M

Beaufort
\$325.6 M

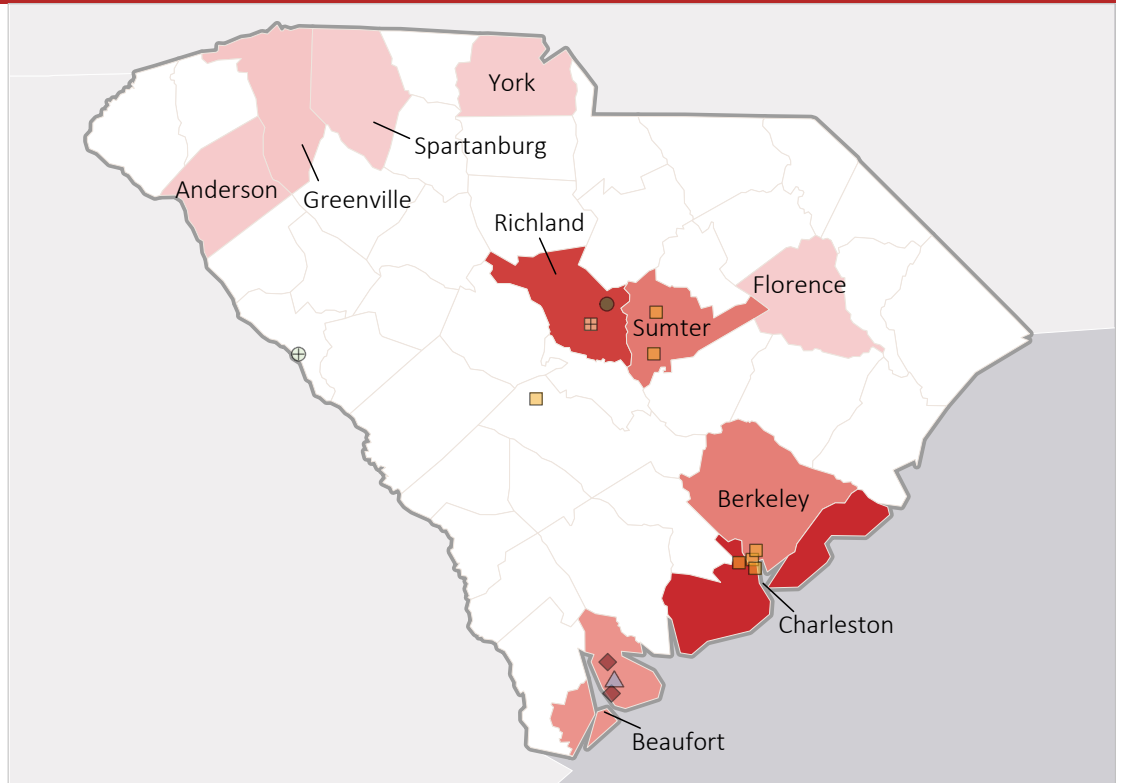
Greenville
\$49.4 M

Anderson
\$19.7 M

York
\$12.5 M

Florence
\$11.5 M

Spartanburg
\$10.9 M



■ AF Active
 ■ AF Guard
 AF Reserve
 ● Army Active
 ⊕ Army Guard
 Army Reserve
 ◆ MC Active
 ▲ Navy Active
 ✱ WHS