

RHODE ISLAND

#40
\$1.6 B SPENT
IN STATE

#17
2.3% OF
STATE GDP

0.3%
OF TOTAL U.S.
DEFENSE SPENDING

\$1,497
PER
RESIDENT

#40
\$0.7 B CONTRACT
SPENDING

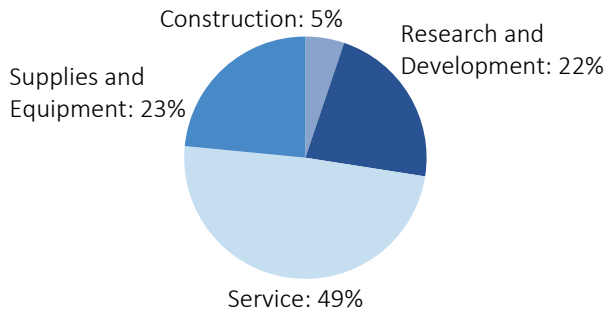
#43
\$62.1 M GRANT
SPENDING

#40
12,992 NUMBER
OF PERSONNEL


#35
\$0.9 B PERSONNEL
SPENDING

DEFENSE CONTRACTS

By Type



By Service



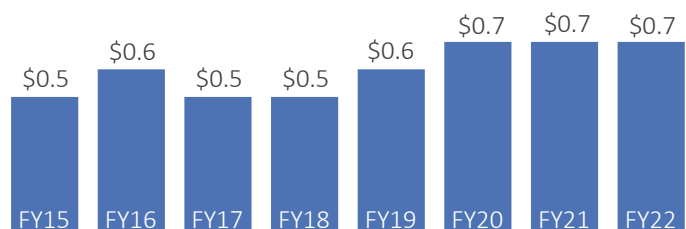
Top Defense Contractors

(M = millions)

Raytheon Technologies	\$88.0 M
SEACORP	\$69.3 M
Rite-Solutions	\$43.5 M
McLaughlin Research Corp.	\$37.9 M
Northrop Grumman	\$29.2 M
Mikel, Inc.	\$24.1 M
Leidos	\$18.3 M
SAIC	\$16.0 M
Network and Simulation Technologies	\$15.3 M
PURVIS Systems, Inc.	\$11.9 M

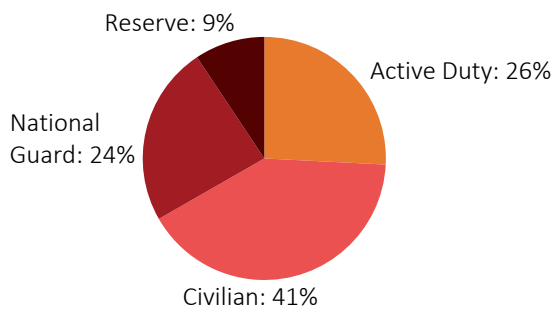
Contract Awards Performed

(By Fiscal Year, billions)

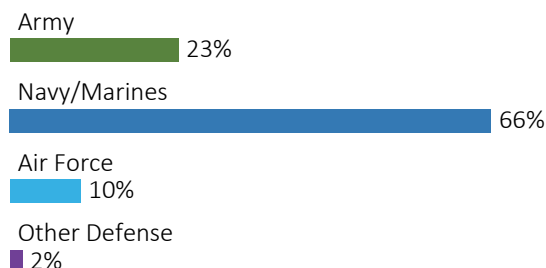


DEFENSE PERSONNEL

Allocations, By Type



Allocations, By Service



\$916.0 MILLION
TOTAL PAYROLL

12,992
TOTAL PERSONNEL

Top Defense Personnel Locations

County	Active Duty	Civilian	National Guard	Reserve	Total
Newport	2,642	4,756	131	918	8,447
Kent	48	61	1,402	ND	ND
Washington	ND	288	1,173	50	ND
Providence	91	209	389	243	932
Bristol	ND	ND	0	0	ND

RHODE ISLAND

FISCAL YEAR 2022

TOP DEFENSE CONTRACT SPENDING LOCATIONS (M = millions)

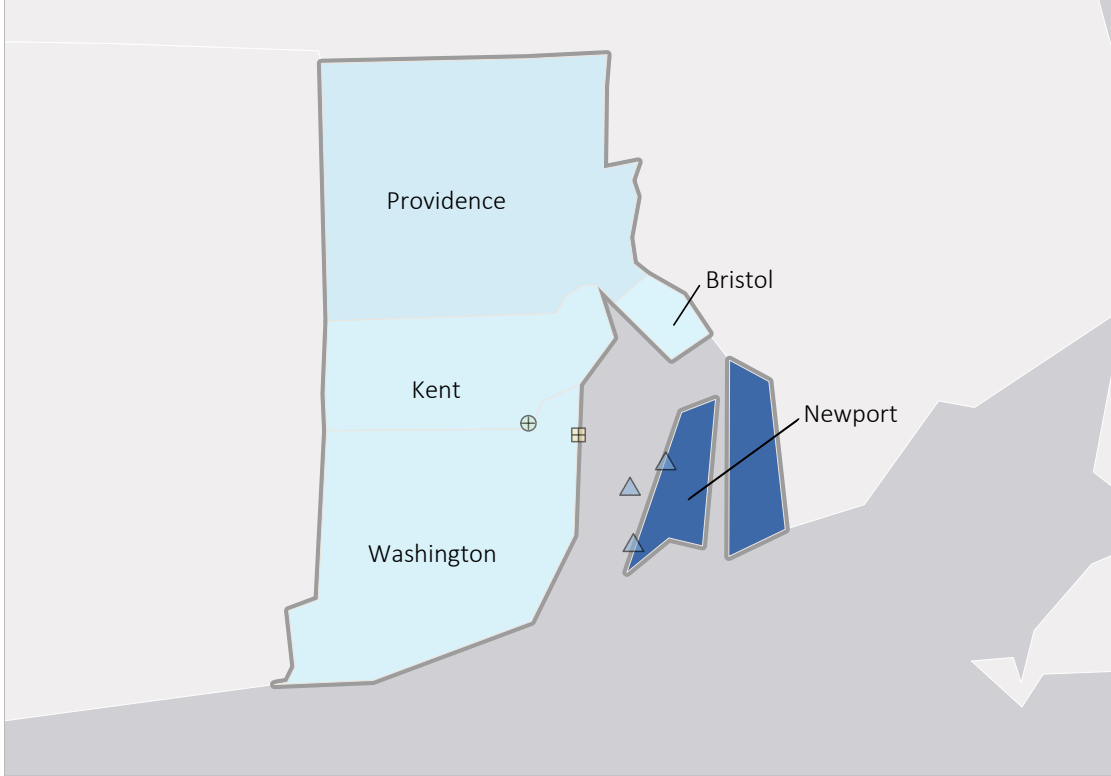
Newport
\$586.7 M

Providence
\$37.4 M

Washington
\$15.1 M

Kent
\$14.9 M

Bristol
\$5.5 M



TOP DEFENSE PERSONNEL SPENDING LOCATIONS (K = thousands, M = millions)

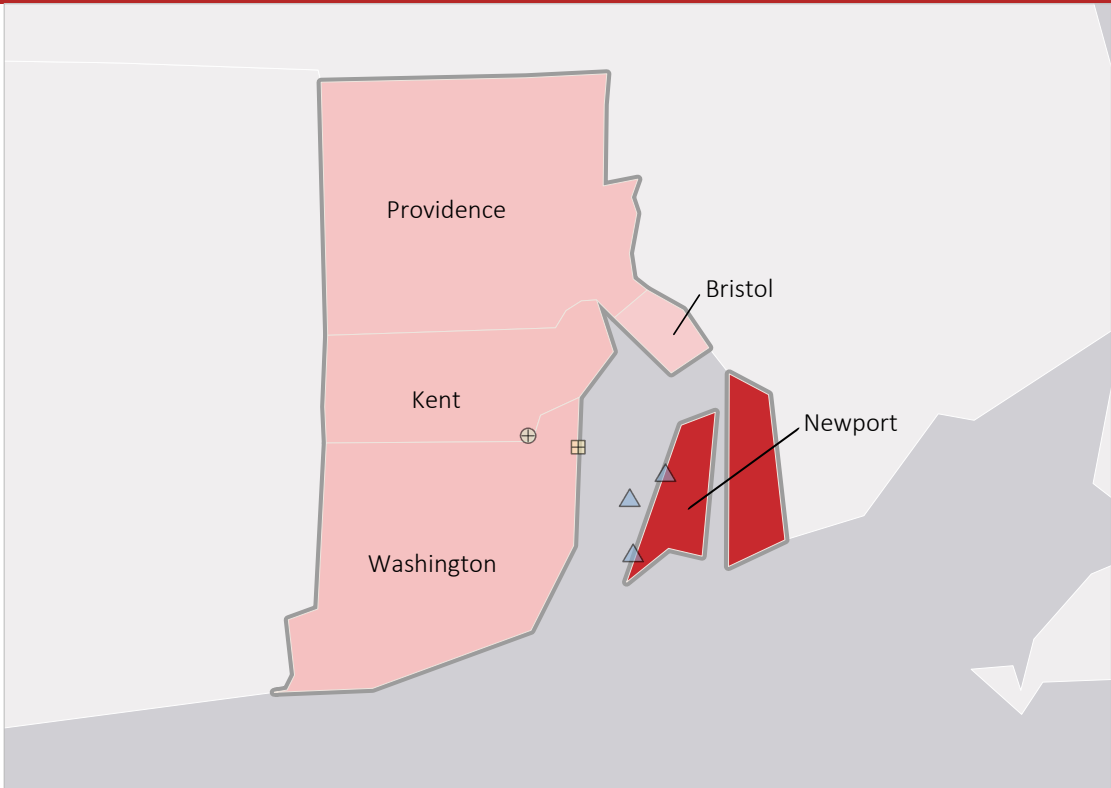
Newport
\$753.0 M

Washington
\$54.6 M

Kent
\$51.5 M

Providence
\$40.9 M

Bristol
\$431.3 K



AF Active AF Guard AF Reserve Army Active Army Guard Army Reserve MC Active Navy Active WHS