

OHIO

#20
\$8.9 B SPENT
IN STATE

#39
1.1% OF
STATE GDP

1.6%
OF TOTAL U.S.
DEFENSE SPENDING

\$759
PER
RESIDENT

#23
\$5.1 B CONTRACT
SPENDING

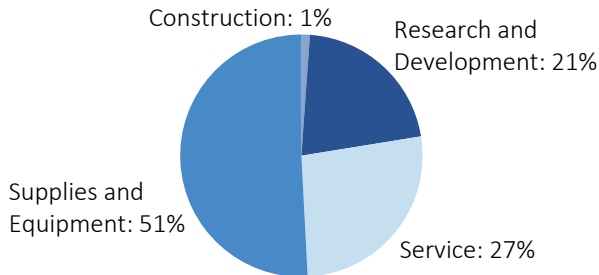
#16
\$201.5 M GRANT
SPENDING

#12
59,470 NUMBER
OF PERSONNEL

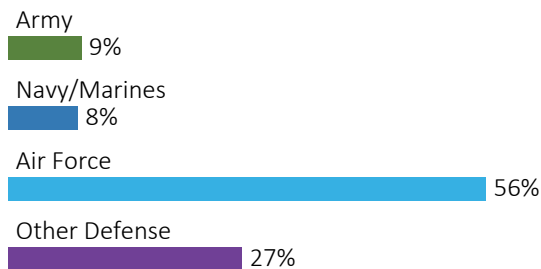
#11
\$3.6 B PERSONNEL
SPENDING

DEFENSE CONTRACTS

By Type



By Service



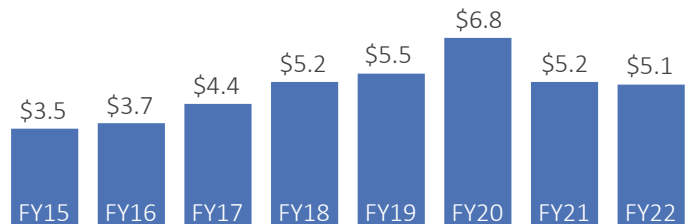
Top Defense Contractors

(M = millions)

General Electric	\$752.0 M
CFM International	\$331.7 M
Riverside Research Institute	\$211.9 M
W.A. Baxter & Sons, Ltd.	\$175.0 M
University of Dayton	\$157.4 M
Battelle Memorial Institute	\$144.9 M
Boeing	\$118.8 M
Frontier Technology, Inc.	\$116.5 M
Tesoro Refining & Marketing Company, LLC	\$93.1 M
Husky Marketing and Supply Co.	\$92.5 M

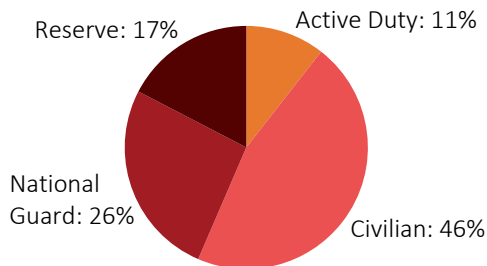
Contract Awards Performed

(By Fiscal Year, billions)

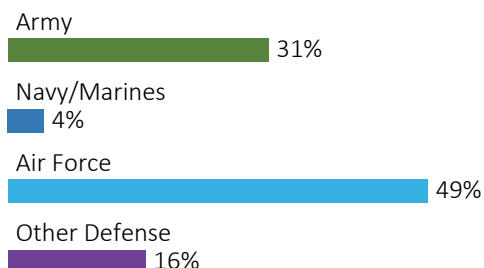


DEFENSE PERSONNEL

Allocations, By Type



Allocations, By Service



\$3.6 BILLION
TOTAL PAYROLL

59,470
TOTAL PERSONNEL

Top Defense Personnel Locations

County	Active Duty	Civilian	National Guard	Reserve	Total
Greene	5,170	14,785	ND	2,391	ND
Franklin	344	6,195	3,786	2,708	13,033
Cuyahoga	225	1,997	386	176	2,784
Clark	ND	298	1,641	ND	ND
Hamilton	117	259	637	838	1,851
Trumbull	18	60	366	1,402	1,846
Summit	13	279	406	910	1,608
Richland	ND	248	1,308	ND	ND
Stark	24	47	680	781	1,532
Fulton	ND	0	997	0	ND

TOP DEFENSE CONTRACT SPENDING LOCATIONS (M = millions, B = billions)

Greene
\$1.5 B

Hamilton
\$1.1 B

Montgomery
\$787.9 M

Franklin
\$467.6 M

Butler
\$376.1 M

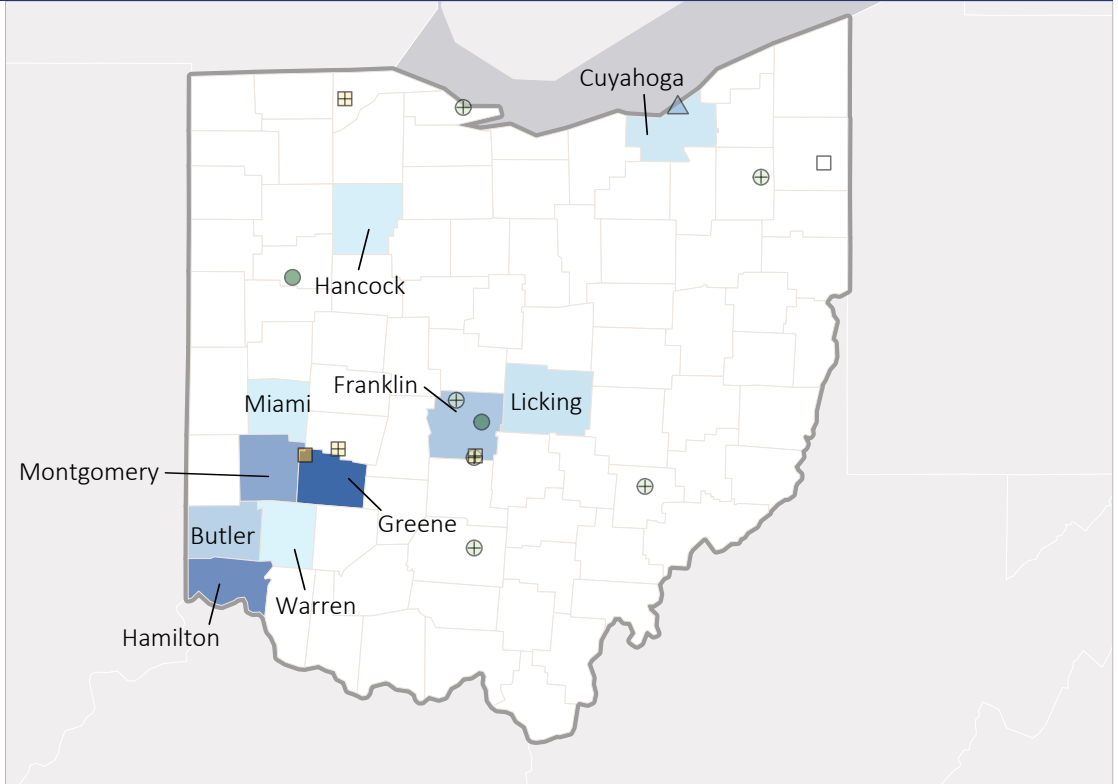
Licking
\$202.8 M

Cuyahoga
\$160.3 M

Hancock
\$93.2 M

Miami
\$90.4 M

Warren
\$56.7 M



TOP DEFENSE PERSONNEL SPENDING LOCATIONS (M = millions, B = billions)

Greene
\$2.0 B

Franklin
\$706.6 M

Cuyahoga
\$168.6 M

Hamilton
\$67.9 M

Clark
\$66.0 M

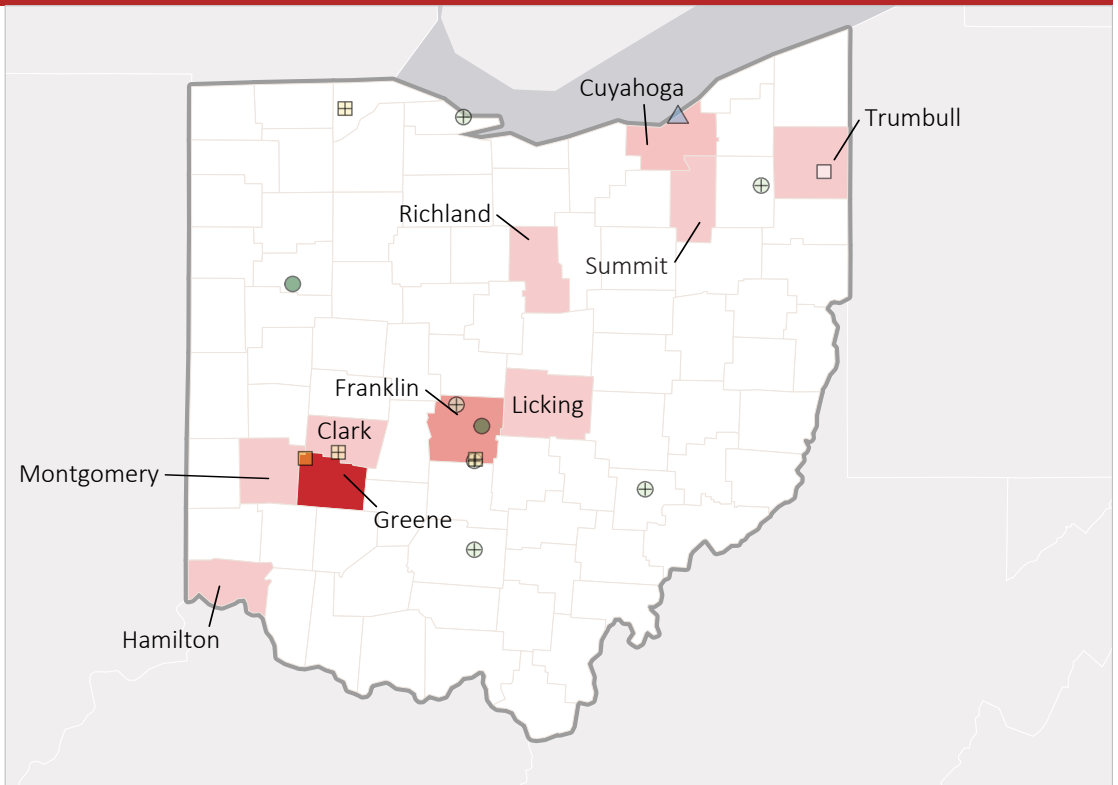
Summit
\$53.4 M

Trumbull
\$50.5 M

Montgomery
\$48.9 M

Richland
\$46.3 M

Licking
\$39.1 M



■ AF Active
 ■ AF Guard
 ■ AF Reserve
 ● Army Active
 ● Army Guard
 ○ Army Reserve
 ◆ MC Active
 ▲ Navy Active
 ✱ WHS