

NEVADA

#36
\$3.0 B SPENT
IN STATE

#31
1.4% OF
STATE GDP

0.5%
OF TOTAL U.S.
DEFENSE SPENDING

\$932
PER
RESIDENT

#35
\$1.6 B CONTRACT
SPENDING

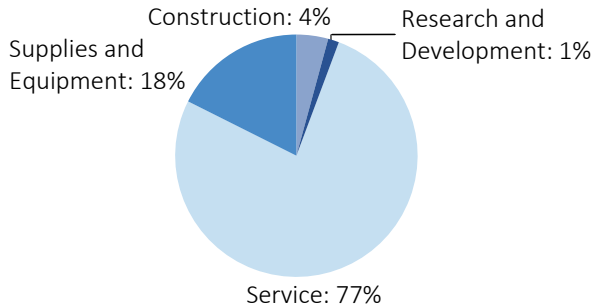
#46
\$45.5 M GRANT
SPENDING

#32
23,086 NUMBER
OF PERSONNEL

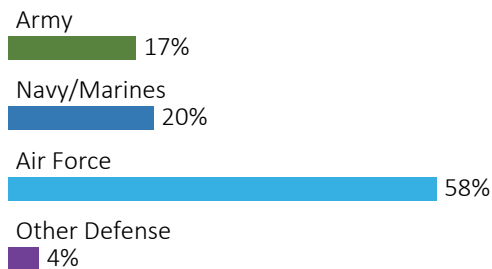
#31
\$1.4 B PERSONNEL
SPENDING

DEFENSE CONTRACTS

By Type



By Service



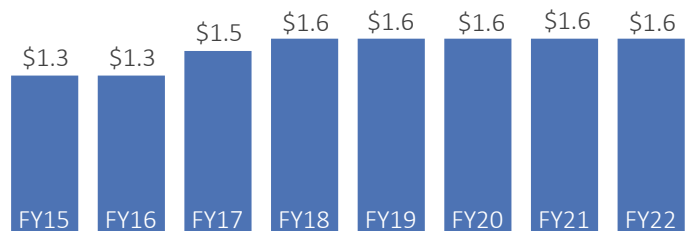
Top Defense Contractors

(M = millions)

AECOM	\$325.2 M
Sierra Nevada Corp.	\$254.9 M
Huntington Ingalls	\$147.0 M
Amentum Services, Inc.	\$111.6 M
M1 Support Services	\$87.2 M
Mission Support & Test Services, LLC	\$68.3 M
Korte Construction Co. (KCC)	\$39.5 M
Intelligent Waves	\$36.7 M
Chugach Alaska Corp.	\$26.2 M
Day & Zimmermann Group	\$22.1 M

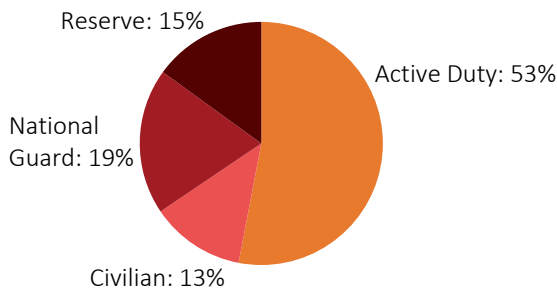
Contract Awards Performed

(By Fiscal Year, billions)

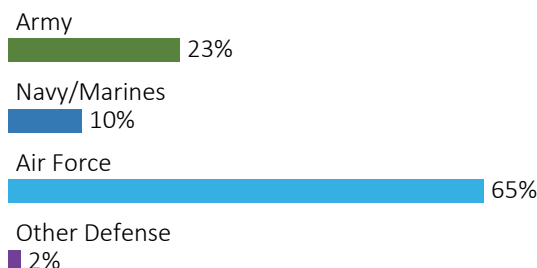


DEFENSE PERSONNEL

Allocations, By Type



Allocations, By Service



\$1.4 BILLION
TOTAL PAYROLL

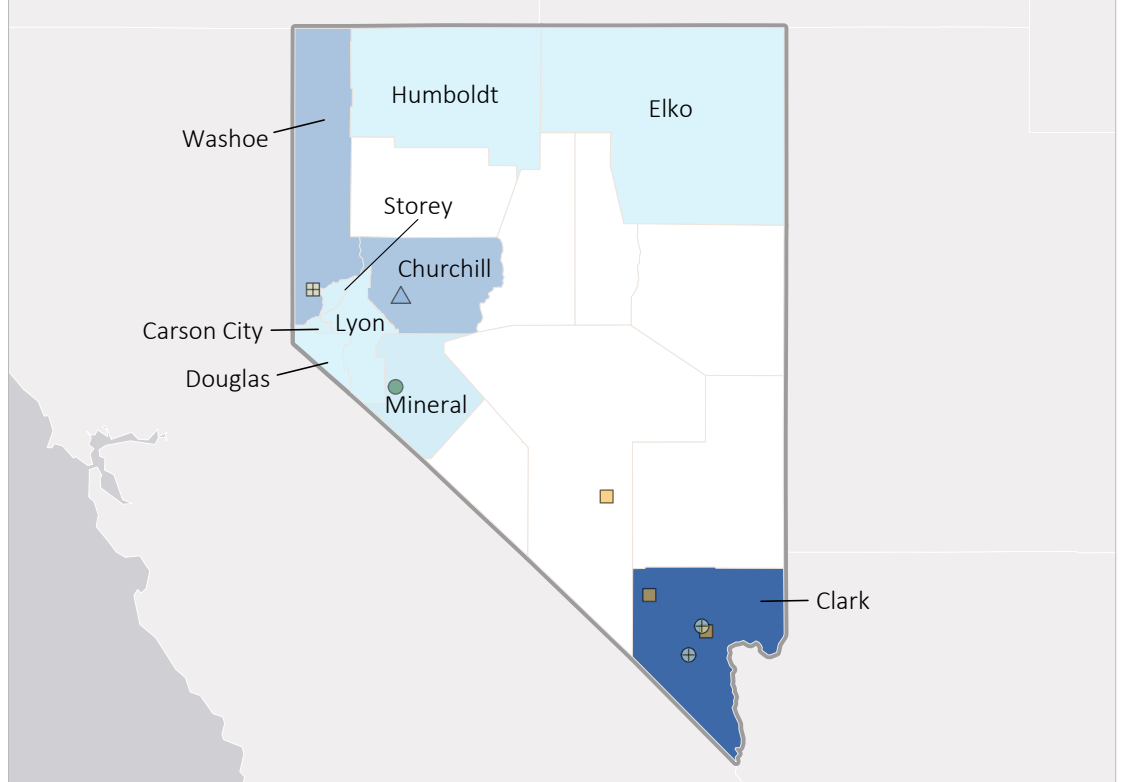
23,086
TOTAL PERSONNEL

Top Defense Personnel Locations

County	Active Duty	Civilian	National Guard	Reserve	Total
Clark	11,046	2,034	1,994	3,227	18,301
Washoe	29	333	1,865	ND	ND
Churchill	1,115	292	102	236	1,745
Carson City	ND	182	502	ND	ND
Mineral	0	49	0	0	49
Elko	ND	ND	25	0	ND
Douglas	ND	ND	0	0	ND
Storey	ND	0	0	0	ND
Lincoln	0	ND	0	0	ND
Lyon	0	ND	0	0	ND

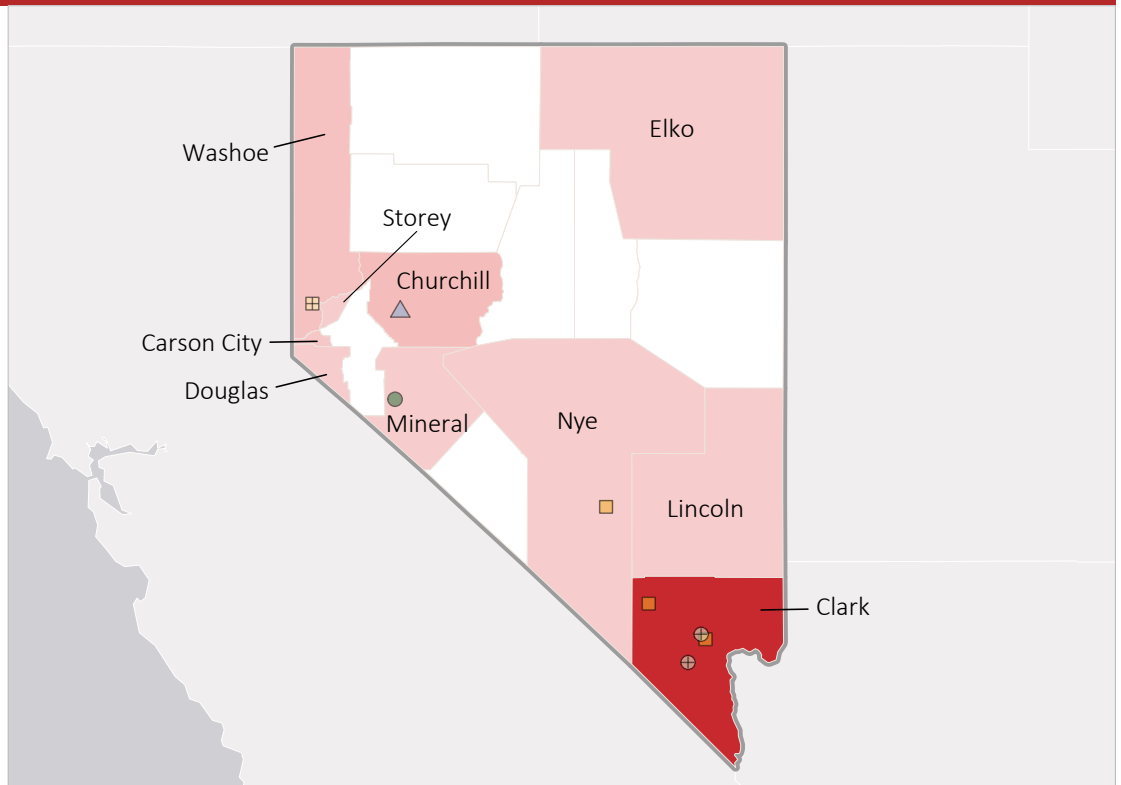
TOP DEFENSE CONTRACT SPENDING LOCATIONS (K = thousands, M = millions)

Clark	\$914.3 M
Washoe	\$300.7 M
Churchill	\$273.7 M
Mineral	\$36.4 M
Carson City	\$10.4 M
Storey	\$10.3 M
Lyon	\$5.9 M
Douglas	\$3.0 M
Humboldt	\$747.7 K
Elko	\$536.8 K



TOP DEFENSE PERSONNEL SPENDING LOCATIONS (K = thousands, M = millions, B = billions)

Clark	\$1.1 B
Churchill	\$115.3 M
Washoe	\$75.4 M
Carson City	\$37.0 M
Mineral	\$3.6 M
Douglas	\$902.1 K
Storey	\$874.8 K
Elko	\$649.9 K
Nye	\$101.9 K
Lincoln	\$97.7 K



AF Active
 AF Guard
 AF Reserve
 Army Active
 Army Guard
 Army Reserve
 MC Active
 Navy Active
 WHS