

NEW HAMPSHIRE

#41
\$1.6 B SPENT
IN STATE

#30
1.6% OF
STATE GDP

0.3%
OF TOTAL U.S.
DEFENSE SPENDING

\$1,173
PER
RESIDENT

#38
\$1.3 B CONTRACT
SPENDING

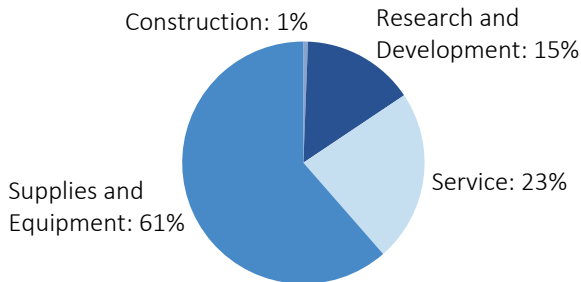
#48
\$38.8 M GRANT
SPENDING

#50
6,010 NUMBER
OF PERSONNEL

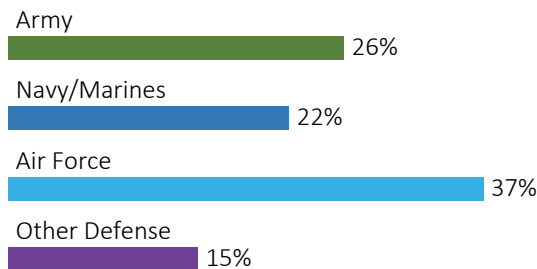
#50
\$0.3 B PERSONNEL
SPENDING

DEFENSE CONTRACTS

By Type



By Service



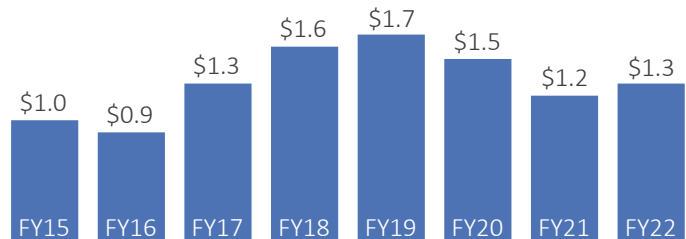
Top Defense Contractors

(M = millions)

BAE Systems	\$698.8 M
L3Harris Technologies	\$105.8 M
Kettner-Westfalia Jagdreisen Holding GmbH	\$90.8 M
Safran Group	\$35.5 M
Port City Air	\$32.2 M
Creare	\$29.0 M
Solid State Scientific Corp.	\$25.8 M
Cerberus Capital Management	\$16.7 M
Teledyne Technologies	\$15.3 M
Irving Oil Terminals, Inc.	\$13.1 M

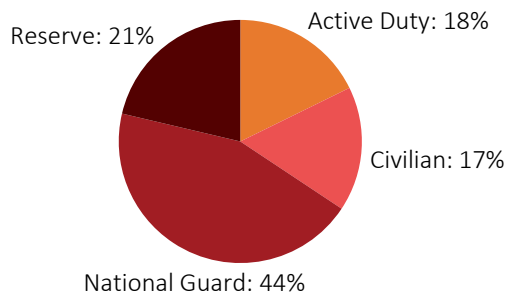
Contract Awards Performed

(By Fiscal Year, billions)



DEFENSE PERSONNEL

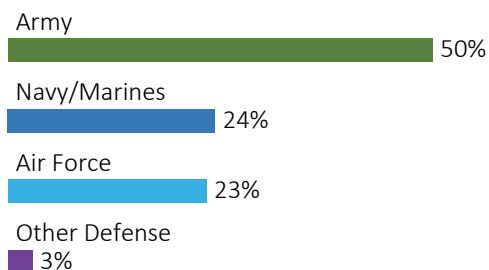
Allocations, By Type



\$291.5 MILLION
TOTAL PAYROLL

6,010
TOTAL PERSONNEL

Allocations, By Service



Top Defense Personnel Locations

County	Active Duty	Civilian	National Guard	Reserve	Total
Rockingham	355	351	1,127	994	2,827
Merrimack	ND	208	717	ND	ND
Hillsborough	30	185	587	ND	ND
Grafton	ND	218	182	0	ND
Strafford	15	25	53	237	330
Cheshire	ND	ND	0	47	ND
Belknap	0	ND	0	0	ND

NEW HAMPSHIRE

FISCAL YEAR 2022

TOP DEFENSE CONTRACT SPENDING LOCATIONS (K = thousands, M = millions)

Hillsborough
\$845.2 M

Rockingham
\$340.8 M

Grafton
\$73.9 M

Sullivan
\$17.7 M

Belknap
\$15.6 M

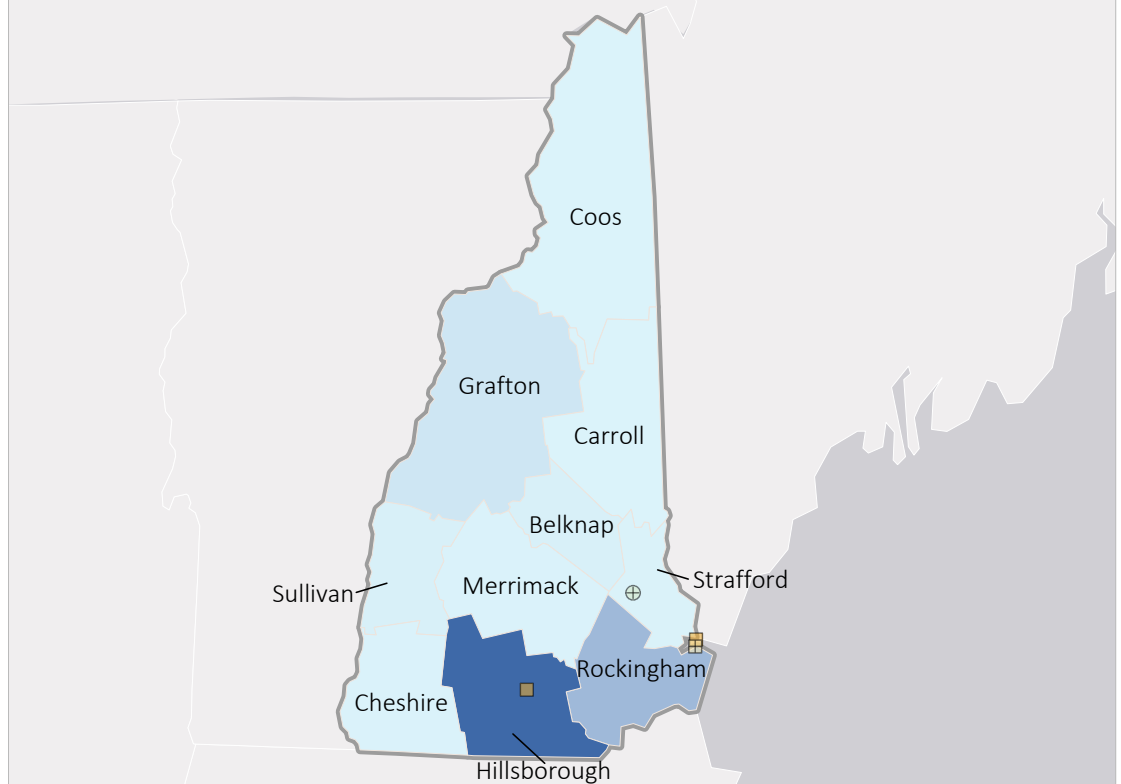
Strafford
\$5.5 M

Merrimack
\$3.6 M

Cheshire
\$3.0 M

Coos
\$776.8 K

Carroll
\$44.4 K



TOP DEFENSE PERSONNEL SPENDING LOCATIONS (K = thousands, M = millions)

Rockingham
\$122.4 M

Merrimack
\$46.4 M

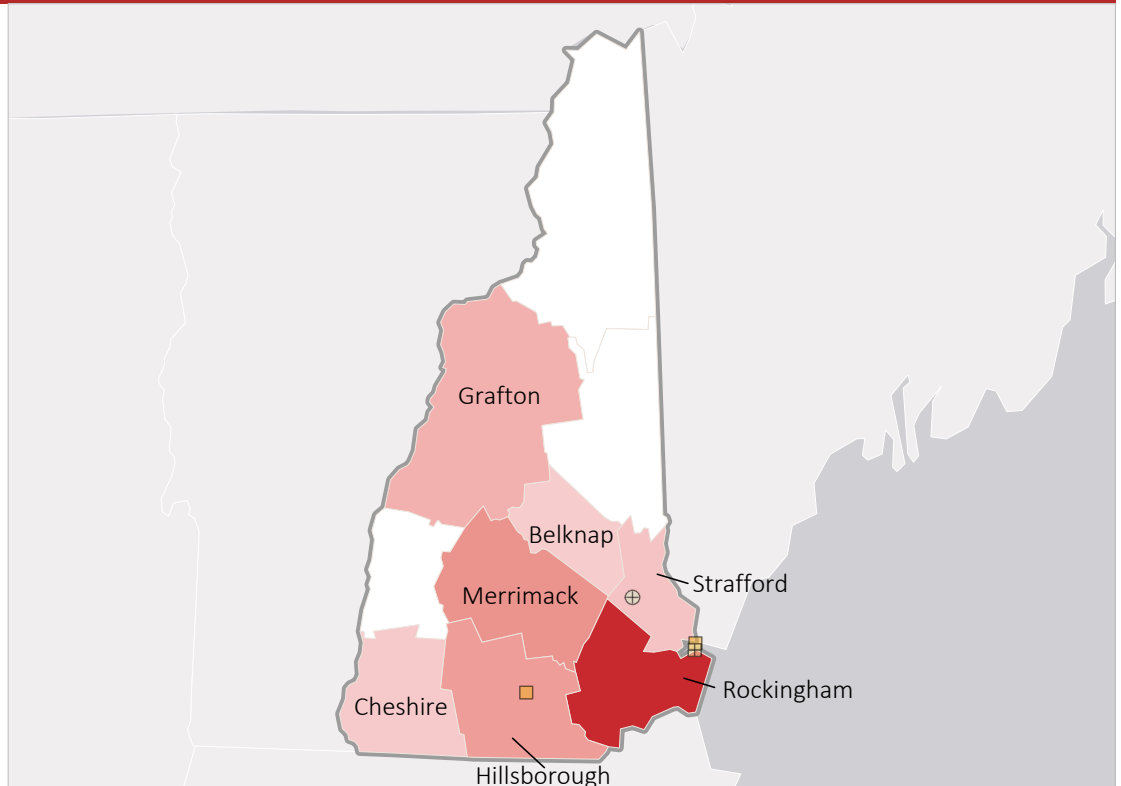
Hillsborough
\$38.7 M

Grafton
\$22.7 M

Strafford
\$7.7 M

Cheshire
\$2.0 M

Belknap
\$391.3 K



■ AF Active
 ■ AF Guard
 ■ AF Reserve
 ● Army Active
 ● Army Guard
 ○ Army Reserve
 ◆ MC Active
 ▲ Navy Active
 ✱ WHS