

NORTH DAKOTA

#45
\$0.9 B SPENT
IN STATE

#36
1.3% OF
STATE GDP

0.2%
OF TOTAL U.S.
DEFENSE SPENDING

\$1,182
PER
RESIDENT

#49
\$0.2 B CONTRACT
SPENDING

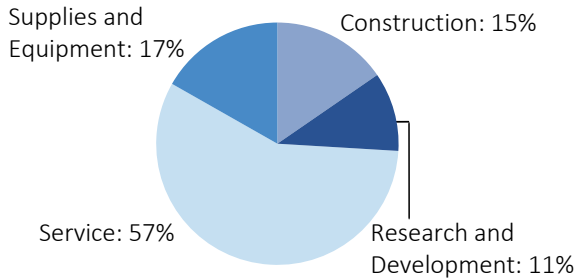
#47
\$41.0 M GRANT
SPENDING

#39
13,490 NUMBER
OF PERSONNEL

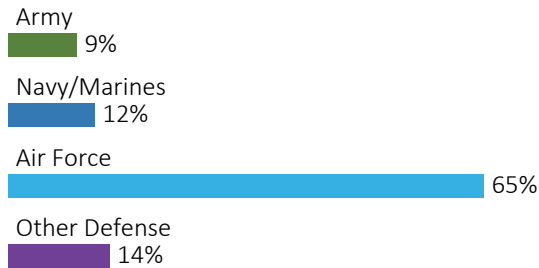
#39
\$0.7 B PERSONNEL
SPENDING

DEFENSE CONTRACTS

By Type



By Service



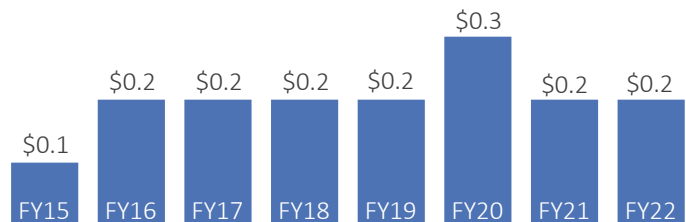
Top Defense Contractors

(M = millions)

Ideal Aerosmith, Inc.	\$16.7 M
Base Utilities, Inc.	\$11.9 M
Summit Technical Solutions	\$9.1 M
RFS, LLC	\$8.4 M
Dakco Distributors	\$8.0 M
Johnson Controls	\$7.5 M
Razor Consulting Solutions, Inc.	\$7.5 M
Gast Construction Co., Inc.	\$7.3 M
Custom Mechanical Systems Corp.	\$6.9 M
Pro-Mark Services	\$5.7 M

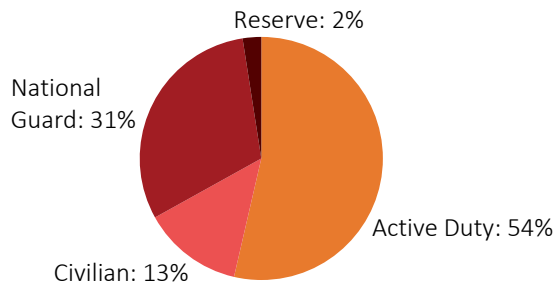
Contract Awards Performed

(By Fiscal Year, billions)

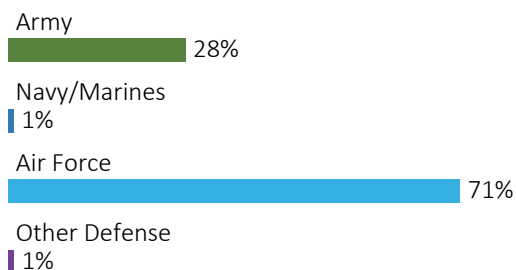


DEFENSE PERSONNEL

Allocations, By Type



Allocations, By Service



\$693.2 MILLION
TOTAL PAYROLL

13,490
TOTAL PERSONNEL

Top Defense Personnel Locations

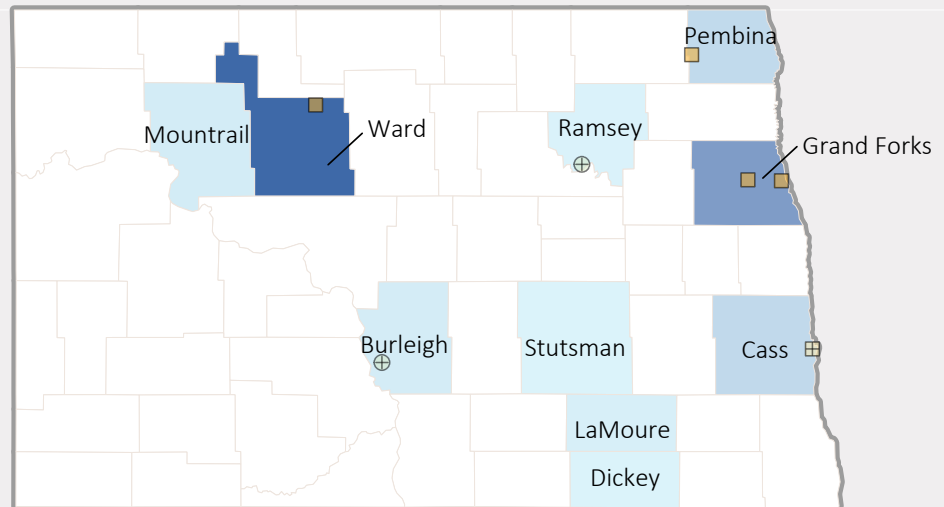
County	Active Duty	Civilian	National Guard	Reserve	Total
Ward	5,499	695	351	29	6,574
Grand Forks	1,678	367	327	44	2,416
Cass	28	314	1,568	171	2,081
Burleigh	ND	271	962	55	ND
Ramsey	0	61	341	0	402
Richland	ND	0	156	33	ND
Stutsman	0	ND	120	0	ND
Barnes	0	20	80	0	100
Stark	0	ND	77	0	ND
LaMoure	0	ND	64	0	ND

NORTH DAKOTA

FISCAL YEAR 2022

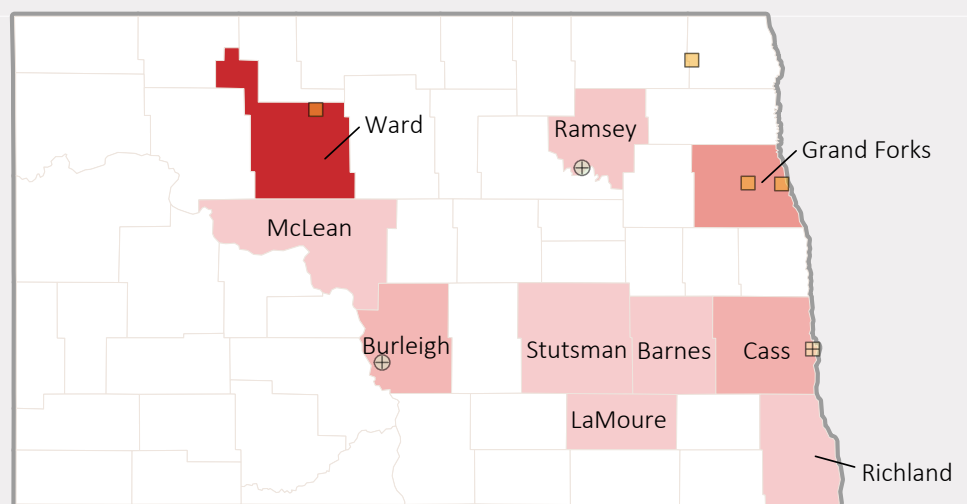
TOP DEFENSE CONTRACT SPENDING LOCATIONS (K = thousands, M = millions)

Ward	\$87.5 M
Grand Forks	\$53.9 M
Cass	\$15.7 M
Pembina	\$15.4 M
Mountrail	\$4.8 M
Burleigh	\$4.5 M
LaMoure	\$2.8 M
Ramsey	\$762.8 K
Stutsman	\$425.9 K
Dickey	\$388.0 K



TOP DEFENSE PERSONNEL SPENDING LOCATIONS (M = millions)

Ward	\$389.6 M
Grand Forks	\$140.7 M
Cass	\$74.0 M
Burleigh	\$55.3 M
Ramsey	\$14.3 M
McLean	\$4.9 M
Barnes	\$3.0 M
Richland	\$3.0 M
Stutsman	\$2.4 M
LaMoure	\$1.6 M



■ AF Active
 ■ AF Guard
 ■ AF Reserve
 ● Army Active
 ● Army Guard
 ○ Army Reserve
 ◆ MC Active
 ▲ Navy Active
 ✱ WHS