

MISSOURI

#21
\$8.9 B SPENT
IN STATE

#18
2.3% OF
STATE GDP

1.6%
OF TOTAL U.S.
DEFENSE SPENDING

\$1,437
PER
RESIDENT

#16
\$7.2 B CONTRACT
SPENDING

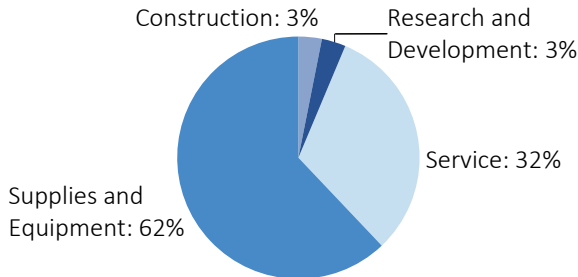
#42
\$64.5 M GRANT
SPENDING

#20
39,952 NUMBER
OF PERSONNEL

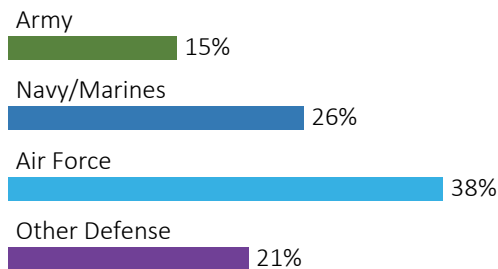
#27
\$1.6 B PERSONNEL
SPENDING

DEFENSE CONTRACTS

By Type



By Service



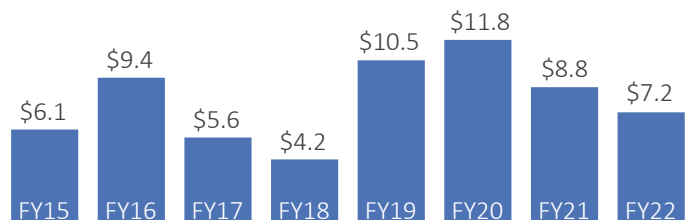
Top Defense Contractors

(M = millions, B = billions)

| | |
|----------------------------|-----------|
| Boeing | \$4.1 B |
| Accredo Health Group, Inc. | \$737.9 M |
| Olin Corp. | \$383.8 M |
| Honeywell | \$304.4 M |
| World Wide Technology | \$276.7 M |
| J.E. Dunn Construction | \$155.3 M |
| Raytheon Technologies | \$154.6 M |
| Leonardo SpA | \$138.7 M |
| Energysys | \$69.4 M |
| PROAIM Americas, LLC | \$35.5 M |

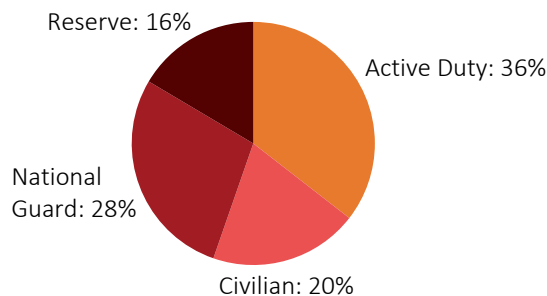
Contract Awards Performed

(By Fiscal Year, billions)

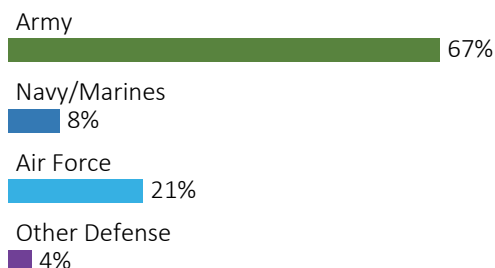


DEFENSE PERSONNEL

Allocations, By Type



Allocations, By Service



\$1.6 BILLION
TOTAL PAYROLL

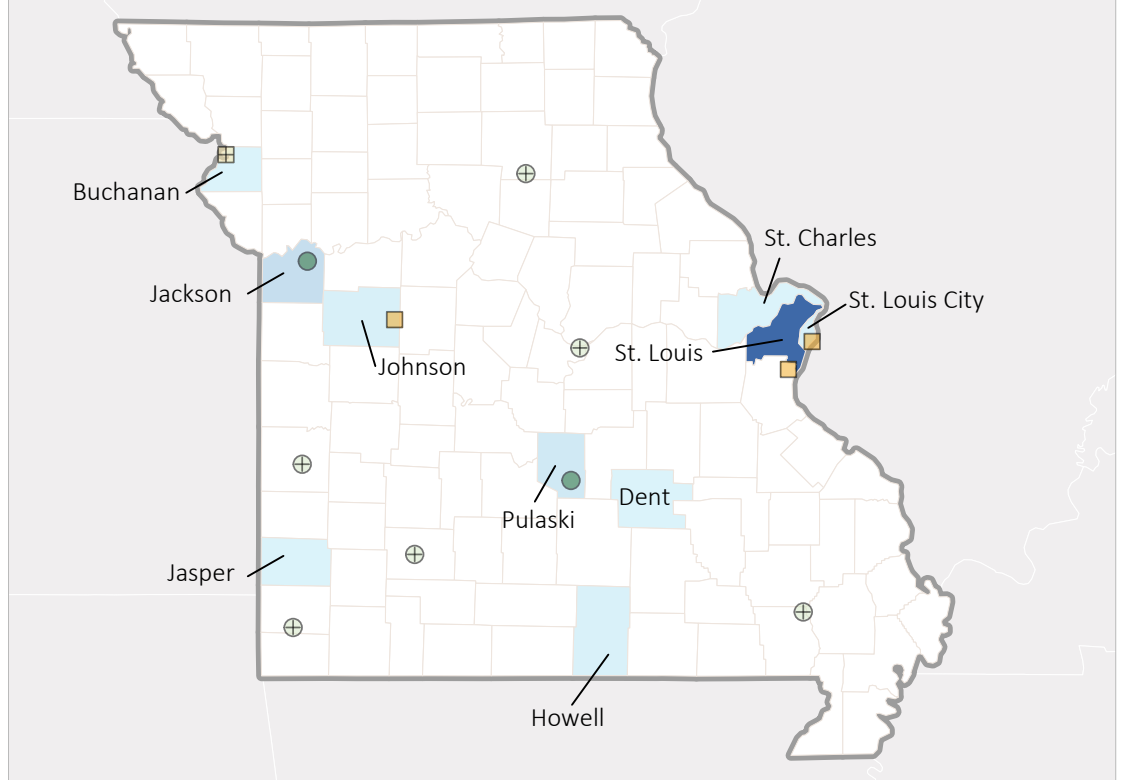
39,952
TOTAL PERSONNEL

Top Defense Personnel Locations

| County | Active Duty | Civilian | National Guard | Reserve | Total |
|----------------|-------------|----------|----------------|---------|--------|
| Pulaski | 9,485 | 3,034 | 260 | 377 | 13,156 |
| Johnson | 3,793 | 1,000 | 1,101 | 917 | 6,811 |
| Jackson | 84 | 848 | 882 | 1,429 | 3,243 |
| St. Louis | 83 | 322 | 1,570 | 1,060 | 3,035 |
| Greene | 35 | 224 | 859 | 622 | 1,740 |
| St. Louis City | 235 | 987 | 0 | 462 | 1,684 |
| Buchanan | 16 | 267 | 1,154 | 63 | 1,500 |
| Cole | 18 | 320 | 754 | 69 | 1,161 |
| St. Charles | 15 | 125 | 0 | 789 | 929 |
| Cass | 0 | 21 | 0 | 421 | 442 |

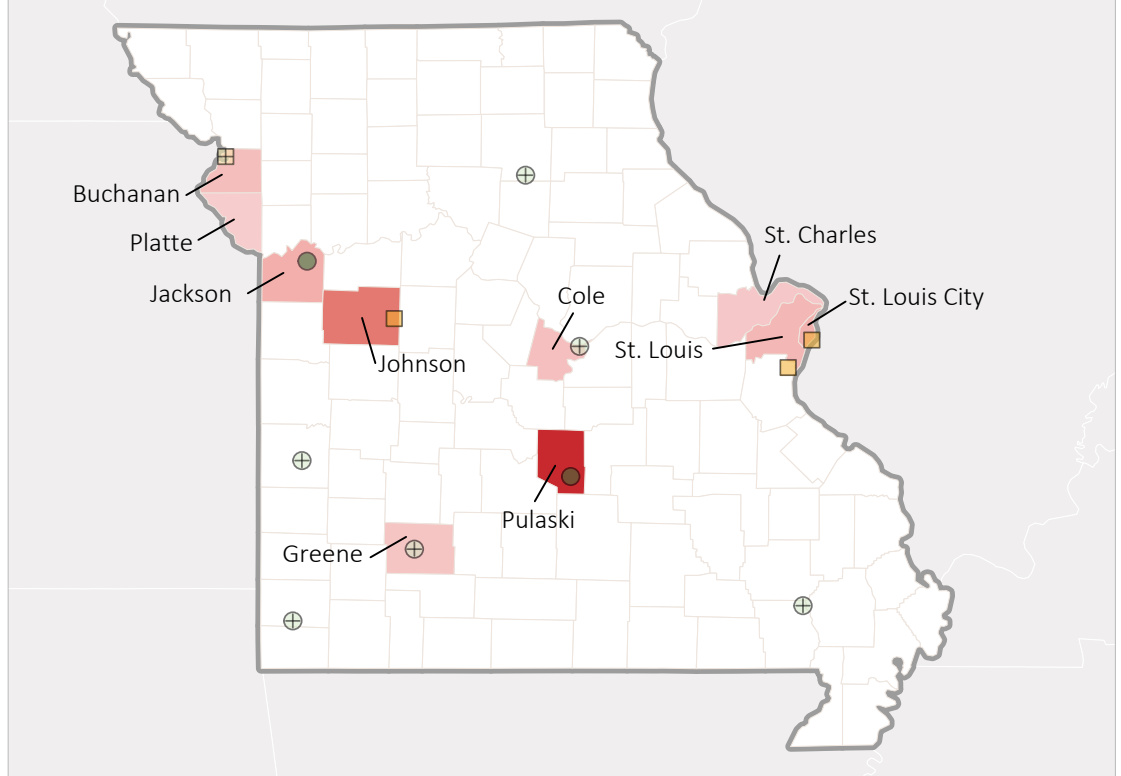
TOP DEFENSE CONTRACT SPENDING LOCATIONS (M = millions, B = billions)

| | |
|----------------|------------------|
| St. Louis | \$5.4 B |
| Jackson | \$789.9 M |
| Pulaski | \$404.2 M |
| Johnson | \$140.5 M |
| St. Louis City | \$120.8 M |
| Howell | \$79.8 M |
| St. Charles | \$38.5 M |
| Jasper | \$32.1 M |
| Dent | \$29.9 M |
| Buchanan | \$20.5 M |



TOP DEFENSE PERSONNEL SPENDING LOCATIONS (M = millions)

| | |
|----------------|------------------|
| Pulaski | \$596.9 M |
| Johnson | \$335.3 M |
| Jackson | \$125.9 M |
| St. Louis City | \$110.3 M |
| St. Louis | \$94.1 M |
| Buchanan | \$68.4 M |
| Cole | \$63.2 M |
| Greene | \$41.3 M |
| St. Charles | \$30.3 M |
| Platte | \$12.4 M |



■ AF Active
 ■ AF Guard
 □ AF Reserve
 ● Army Active
 ● Army Guard
 ○ Army Reserve
 ◆ MC Active
 ▲ Navy Active
 ✱ WHS