

KANSAS

#31
\$3.7 B SPENT
IN STATE

#27
1.7% OF
STATE GDP

0.7%
OF TOTAL U.S.
DEFENSE SPENDING

\$1,248
PER
RESIDENT

#36
\$1.5 B CONTRACT
SPENDING

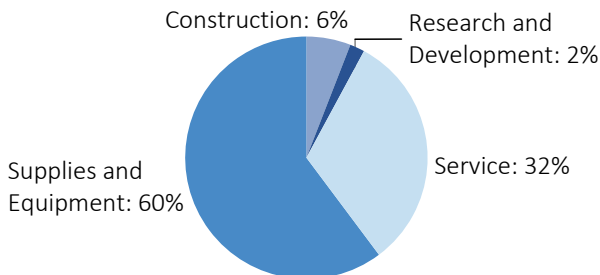
#34
\$75.2 M GRANT
SPENDING

#21
37,263 NUMBER
OF PERSONNEL

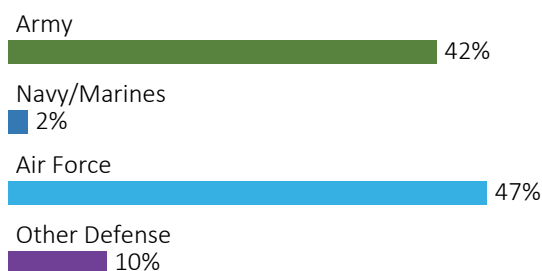
#21
\$2.1 B PERSONNEL
SPENDING

DEFENSE CONTRACTS

By Type



By Service



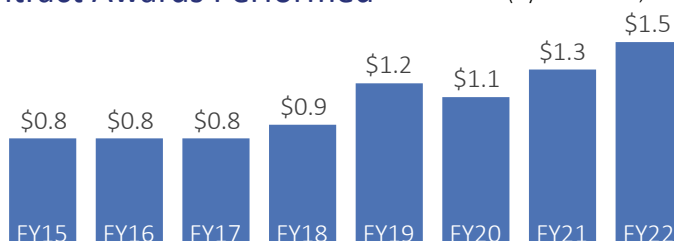
Top Defense Contractors

(M = millions)

General Electric	\$273.1 M
Textron	\$187.4 M
Bombardier, Inc.	\$153.2 M
Leading Technology Composites	\$110.2 M
Northrop Grumman	\$75.9 M
Webuild	\$40.0 M
Booz Allen Hamilton	\$29.9 M
PCC Ventures	\$20.1 M
Fort Riley Utility Services, Inc.	\$18.4 M
FITT Scientific, LLC	\$17.8 M

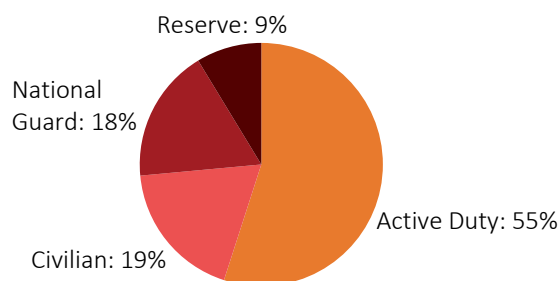
Contract Awards Performed

(By Fiscal Year, billions)




DEFENSE PERSONNEL

Allocations, By Type



Allocations, By Service



\$2.1 BILLION
TOTAL PAYROLL

37,263
TOTAL PERSONNEL

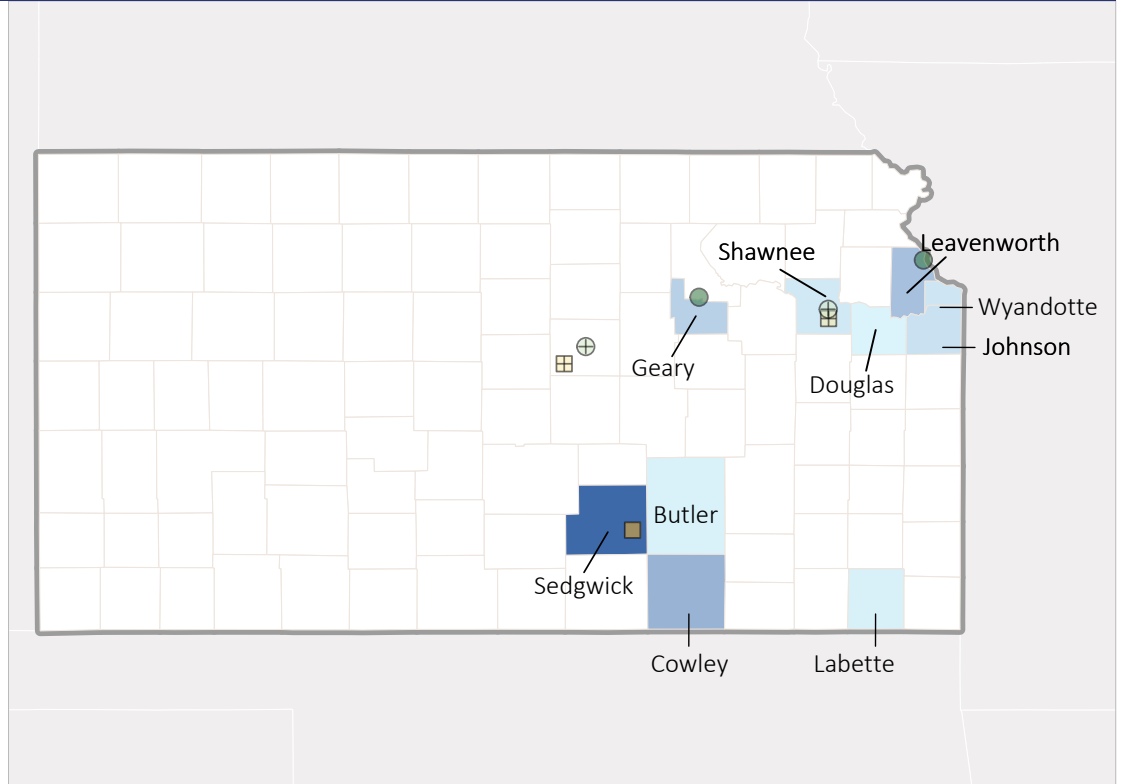
Top Defense Personnel Locations

County	Active Duty	Civilian	National Guard	Reserve	Total
Geary	14,525	2,361	128	109	17,123
Sedgwick	2,738	956	1,764	1,590	7,048
Leavenworth	2,982	2,479	302	302	6,065
Shawnee	29	545	1,860	329	2,763
Johnson	29	106	383	377	895
Riley	30	192	264	85	571
Saline	ND	48	195	79	ND
Douglas	42	24	105	67	238
Wyandotte	ND	36	136	0	ND
Crawford	ND	ND	141	23	ND

TOP DEFENSE CONTRACT SPENDING LOCATIONS

(M = millions)

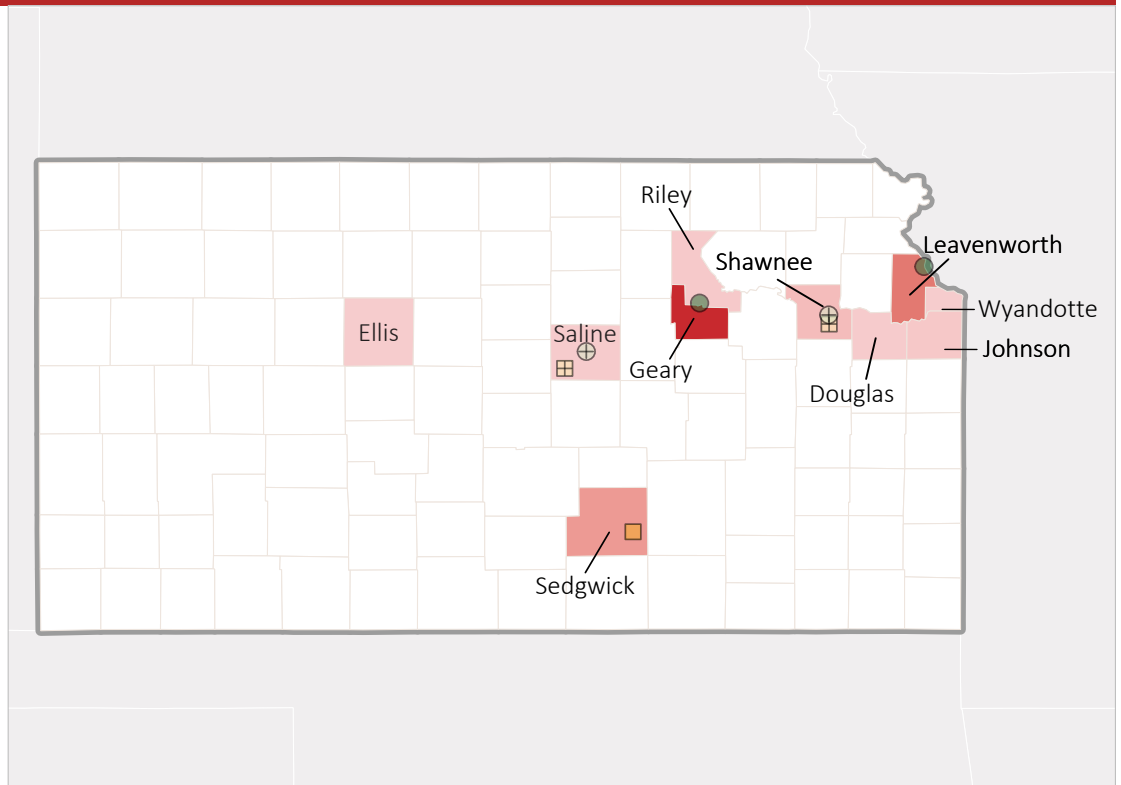
Sedgwick	\$611.8 M
Cowley	\$273.1 M
Leavenworth	\$218.3 M
Geary	\$146.1 M
Johnson	\$77.6 M
Wyandotte	\$55.3 M
Shawnee	\$45.4 M
Labette	\$17.5 M
Butler	\$9.9 M
Douglas	\$3.9 M



TOP DEFENSE PERSONNEL SPENDING LOCATIONS

(M = millions)

Geary	\$991.8 M
Leavenworth	\$550.2 M
Sedgwick	\$337.0 M
Shawnee	\$110.3 M
Johnson	\$30.5 M
Riley	\$23.5 M
Saline	\$11.7 M
Douglas	\$8.0 M
Wyandotte	\$5.8 M
Ellis	\$4.7 M



■ AF Active
 ▣ AF Guard
 □ AF Reserve
 ● Army Active
 ⊕ Army Guard
 ○ Army Reserve
 ◆ MC Active
 ▲ Navy Active
 ✱ WHS