

INDIANA

#23
\$8.6 B SPENT
IN STATE

#24
1.9% OF
STATE GDP

1.5%
OF TOTAL U.S.
DEFENSE SPENDING

\$1,264
PER
RESIDENT

#18
\$7.0 B CONTRACT
SPENDING

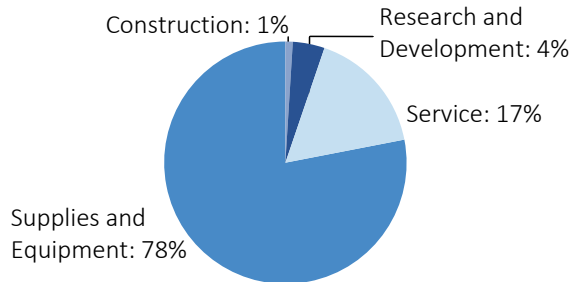
#17
\$182.7 M GRANT
SPENDING

#26
29,952 NUMBER
OF PERSONNEL

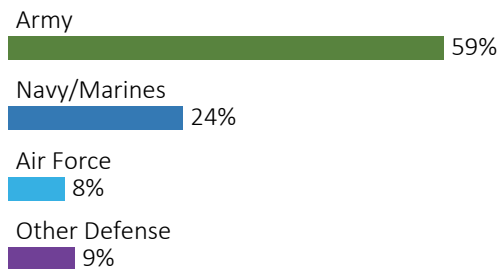
#29
\$1.5 B PERSONNEL
SPENDING

DEFENSE CONTRACTS

By Type



By Service



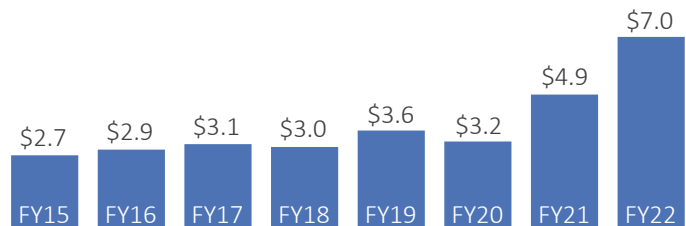
Top Defense Contractors

(M = millions, B = billions)

Eli Lilly and Co.	\$2.8 B
Rolls-Royce	\$930.0 M
Foundation Medicine, Inc.	\$579.1 M
KPS Capital Partners, LP	\$479.1 M
ERAPSCO	\$262.3 M
Raytheon Technologies	\$237.6 M
AmeriQual Group	\$203.4 M
SAIC	\$180.5 M
Calumet Specialty Products Partners, LP	\$111.5 M
Amentum Services, Inc.	\$74.8 M

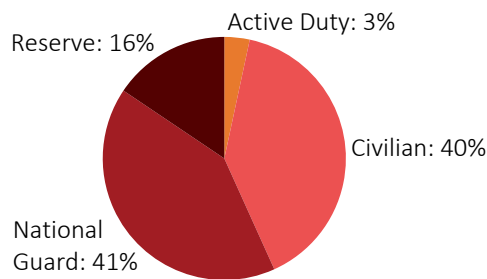
Contract Awards Performed

(By Fiscal Year, billions)

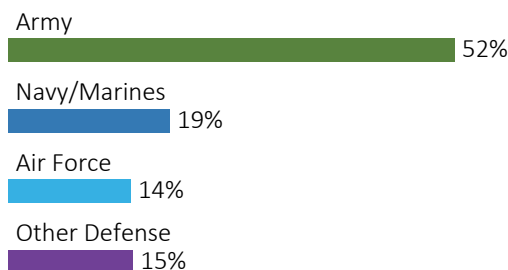


DEFENSE PERSONNEL

Allocations, By Type



Allocations, By Service



\$1.5 BILLION
TOTAL PAYROLL

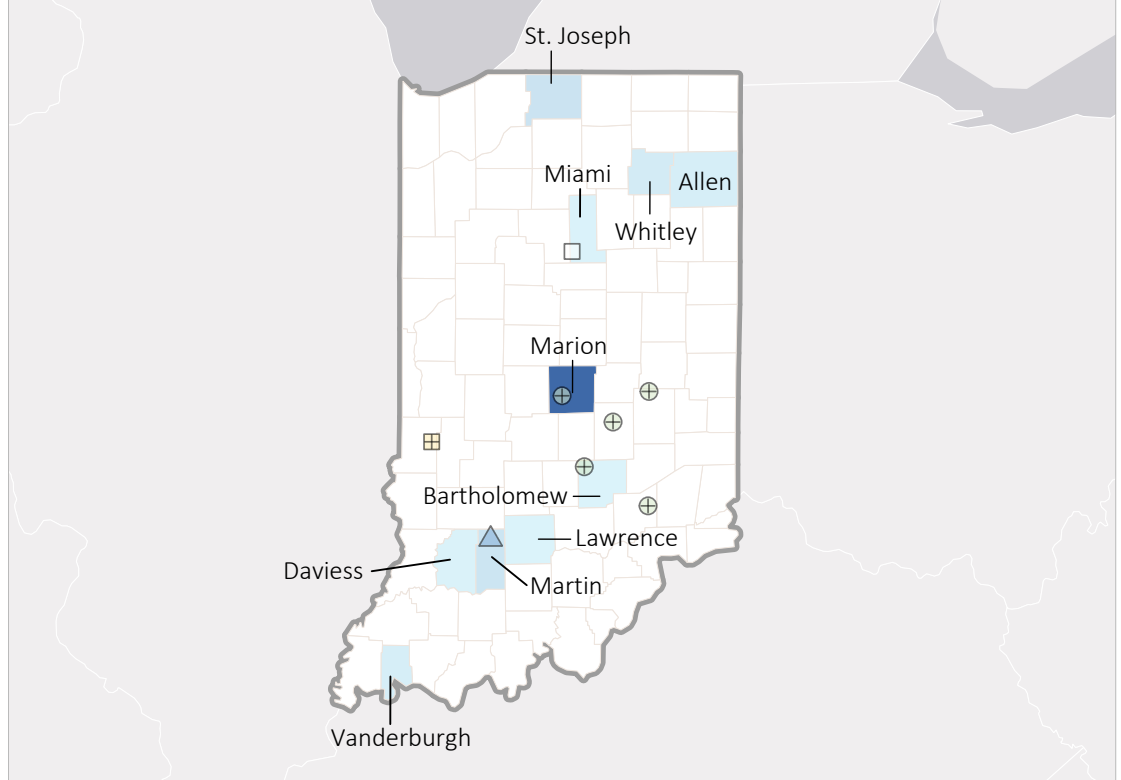
29,952
TOTAL PERSONNEL

Top Defense Personnel Locations

County	Active Duty	Civilian	National Guard	Reserve	Total
Marion	277	4,095	2,306	1,145	7,823
Martin	71	4,907	0	0	4,978
Johnson	307	346	1,426	373	2,452
Miami	18	473	38	1,638	2,167
Allen	24	247	1,364	294	1,929
Vigo	26	123	939	149	1,237
Lake	14	69	473	158	714
Tippecanoe	76	33	412	122	643
Hamilton	ND	594	0	0	ND
Vanderburgh	16	29	412	138	595

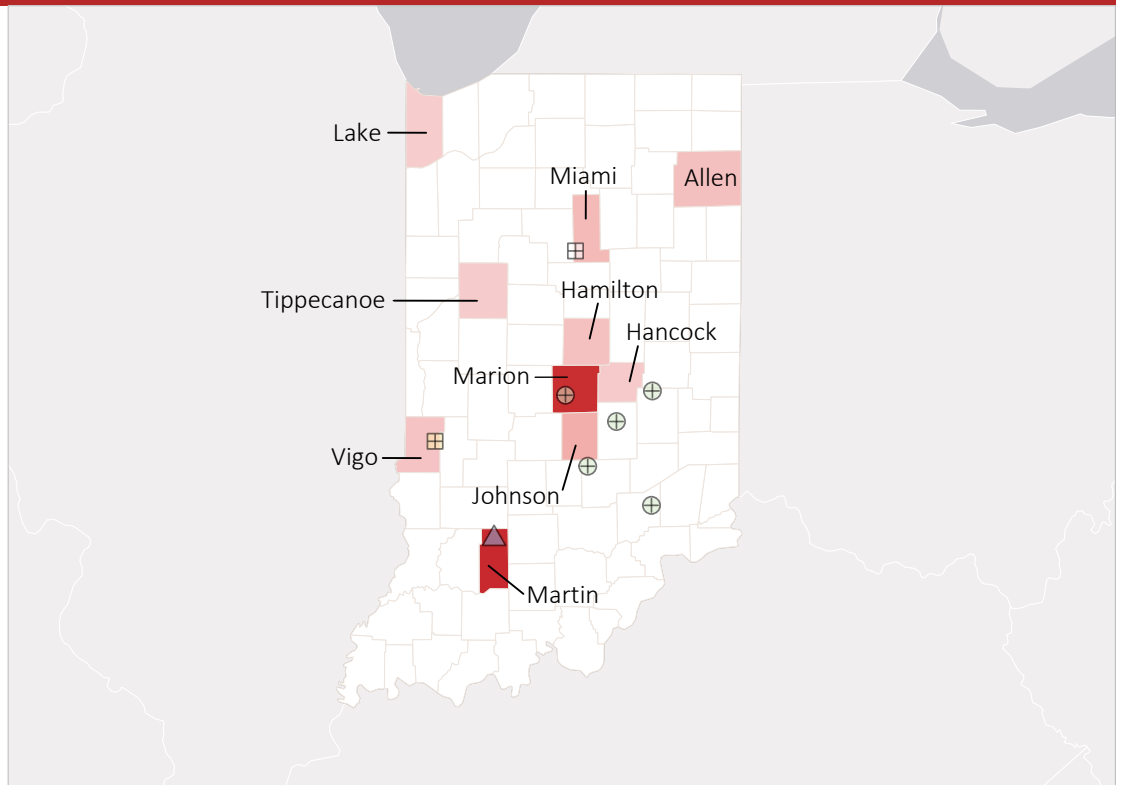
TOP DEFENSE CONTRACT SPENDING LOCATIONS (M = millions, B = billions)

Marion	\$4.7 B
St. Joseph	\$545.0 M
Martin	\$495.1 M
Whitley	\$297.1 M
Vanderburgh	\$210.2 M
Allen	\$194.3 M
Daviess	\$70.6 M
Miami	\$58.6 M
Lawrence	\$43.5 M
Bartholomew	\$40.5 M



TOP DEFENSE PERSONNEL SPENDING LOCATIONS (M = millions)

Martin	\$462.1 M
Marion	\$453.6 M
Johnson	\$108.9 M
Miami	\$73.2 M
Allen	\$55.8 M
Hamilton	\$52.5 M
Vigo	\$44.3 M
Hancock	\$25.0 M
Tippecanoe	\$20.6 M
Lake	\$18.6 M



■ AF Active
 ■ AF Guard
 ■ AF Reserve
 ● Army Active
 ● Army Guard
 ○ Army Reserve
 ◆ MC Active
 ▲ Navy Active
 ✱ WHS