

IDAHO

#46
\$0.8 B SPENT
IN STATE

#46
0.7% OF
STATE GDP

0.1%
OF TOTAL U.S.
DEFENSE SPENDING

\$401
PER
RESIDENT

#47
\$0.2 B CONTRACT
SPENDING

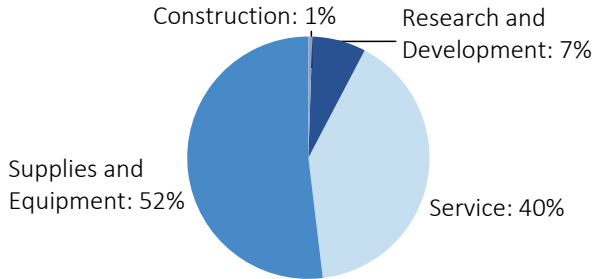
#41
\$66.3 M GRANT
SPENDING

#44
10,354 NUMBER
OF PERSONNEL

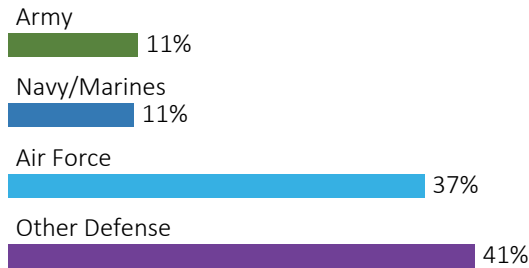
#43
\$0.5 B PERSONNEL
SPENDING

DEFENSE CONTRACTS

By Type



By Service



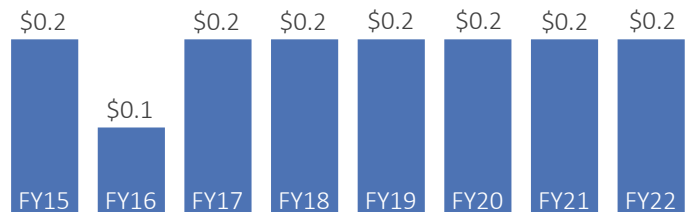
Top Defense Contractors

(M = millions)

Brad Hall & Associates	\$66.3 M
PKL Services	\$27.3 M
Aviation Specialties Unlimited, Inc.	\$10.0 M
Tanadgusix Corp.	\$9.5 M
Milpower	\$7.8 M
Lightforce	\$6.2 M
General Dynamics	\$6.0 M
HDR, Inc.	\$4.5 M
C-2 Construction, Inc.	\$3.3 M
LBVD Federal, LLC	\$3.2 M

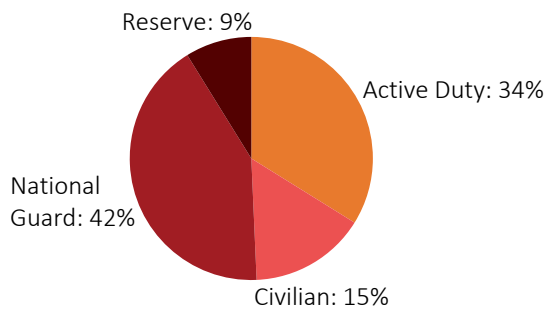
Contract Awards Performed

(By Fiscal Year, billions)

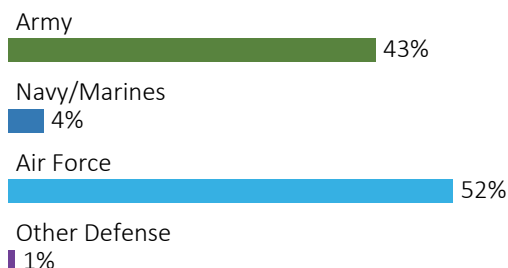


DEFENSE PERSONNEL

Allocations, By Type



Allocations, By Service



\$487.7 MILLION
TOTAL PAYROLL

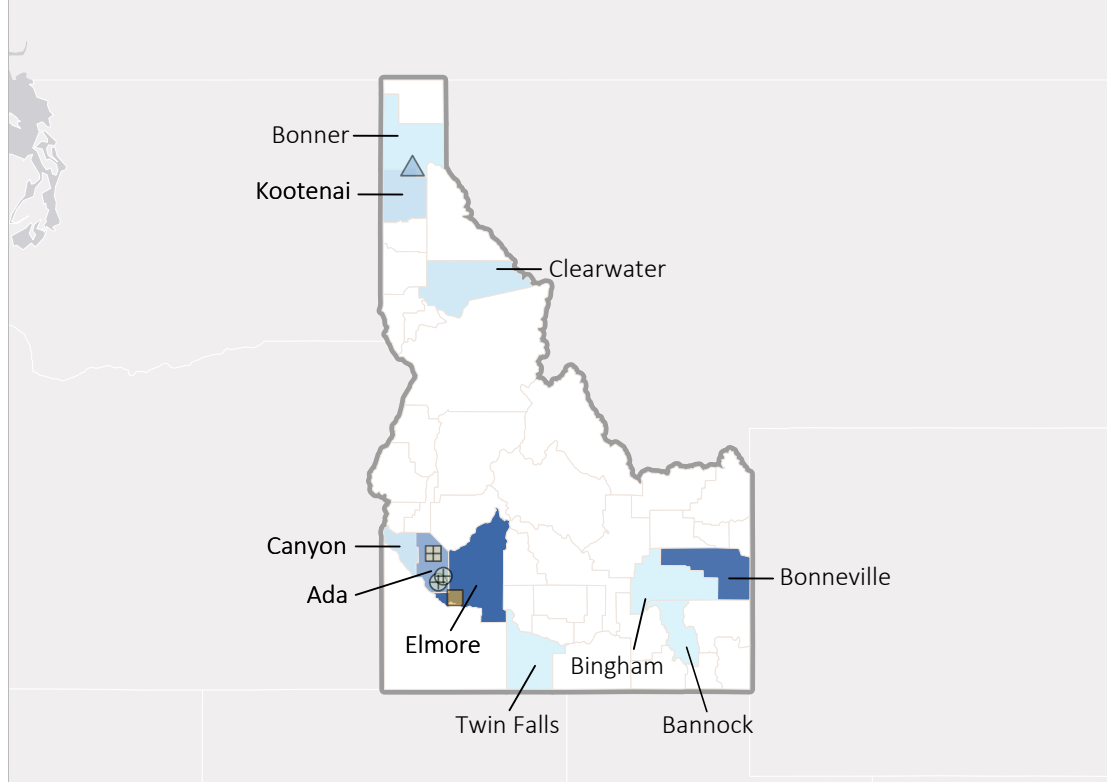
10,354
TOTAL PERSONNEL

Top Defense Personnel Locations

County	Active Duty	Civilian	National Guard	Reserve	Total
Ada	60	894	2,666	608	4,228
Elmore	3,339	444	209	31	4,023
Kootenai	ND	78	197	89	ND
Bannock	ND	13	212	127	ND
Canyon	13	12	233	0	258
Twin Falls	ND	ND	85	59	ND
Bonneville	23	24	101	0	148
Jerome	0	ND	113	0	ND
Cassia	0	ND	83	0	ND
Clearwater	15	47	18	0	80

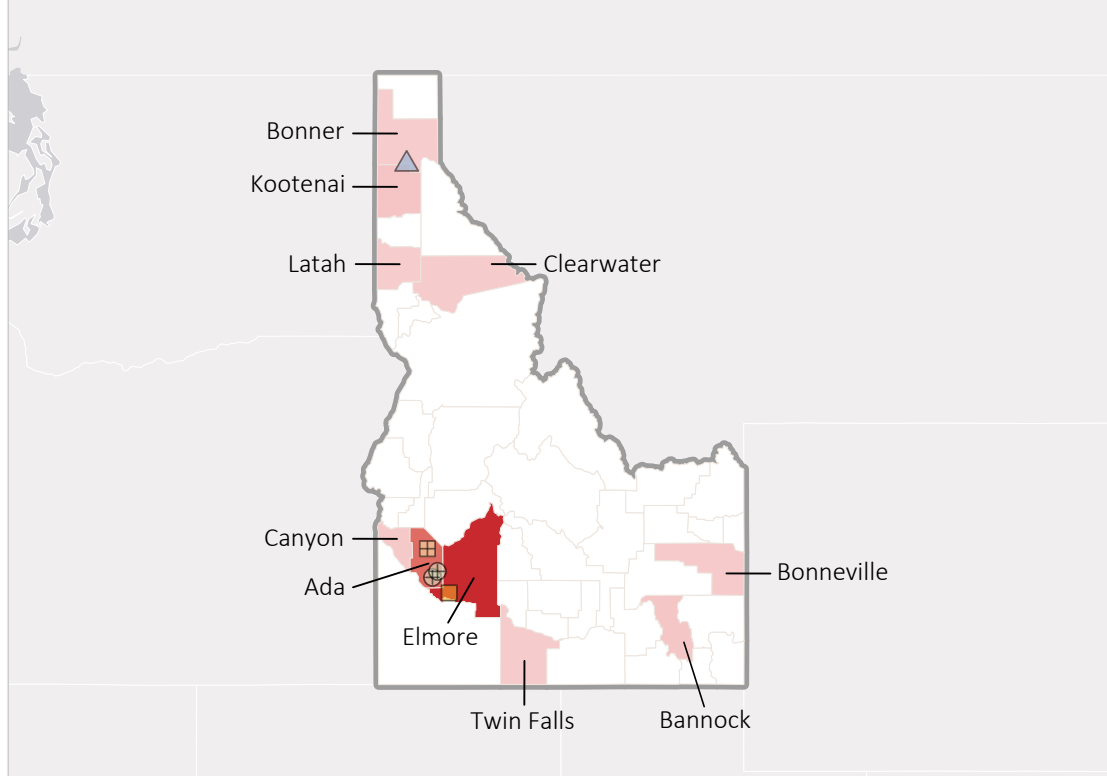
TOP DEFENSE CONTRACT SPENDING LOCATIONS (M = millions)

Elmore	\$78.5 M
Bonneville	\$72.2 M
Ada	\$38.5 M
Kootenai	\$9.8 M
Canyon	\$8.5 M
Clearwater	\$6.3 M
Bonner	\$2.4 M
Twin Falls	\$1.7 M
Bingham	\$1.6 M
Bannock	\$1.1 M



TOP DEFENSE PERSONNEL SPENDING LOCATIONS (M = millions)

Elmore	\$250.7 M
Ada	\$160.2 M
Kootenai	\$14.5 M
Bannock	\$13.2 M
Canyon	\$8.9 M
Bonneville	\$6.8 M
Clearwater	\$5.3 M
Twin Falls	\$4.6 M
Bonner	\$3.7 M
Latah	\$3.4 M



AF Active
 AF Guard
 AF Reserve
 Army Active
 Army Guard
 Army Reserve
 MC Active
 Navy Active
 WHS