

IOWA

#37
\$2.2 B SPENT
IN STATE

#43
1.0% OF
STATE GDP

0.4%
OF TOTAL U.S.
DEFENSE SPENDING

\$698
PER
RESIDENT

#34
\$1.8 B CONTRACT
SPENDING

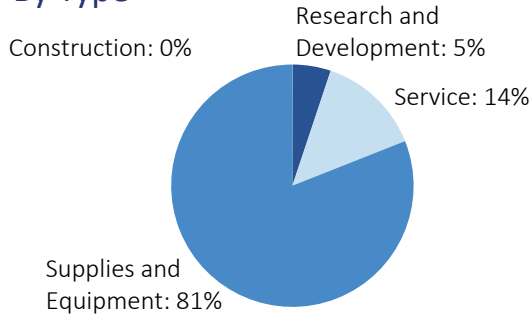
#39
\$67.7 M GRANT
SPENDING

#41
12,814 NUMBER
OF PERSONNEL

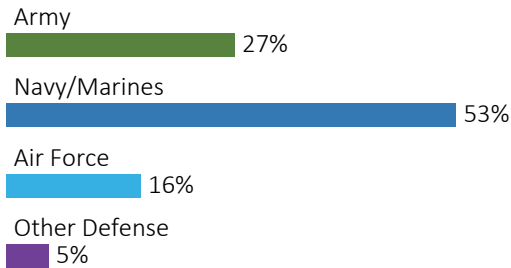
#47
\$0.4 B PERSONNEL
SPENDING

DEFENSE CONTRACTS

By Type



By Service



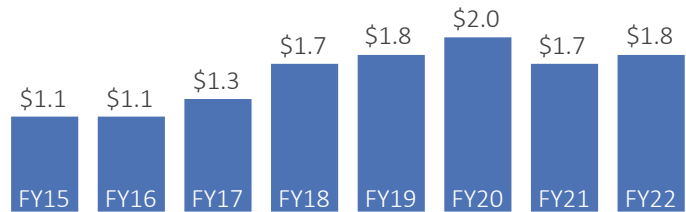
Top Defense Contractors

(M = millions, B = billions)

Raytheon Technologies	\$1.2 B
Lockheed Martin	\$214.7 M
BAE Systems	\$112.4 M
American Ordnance	\$87.2 M
AI Convoy Topco & CY SCA	\$35.3 M
Day & Zimmermann Group	\$18.4 M
Loffredo Gardens, Inc.	\$11.6 M
General Dynamics	\$11.1 M
SC Companies, Inc.	\$9.6 M
Carver Pump Co.	\$9.4 M

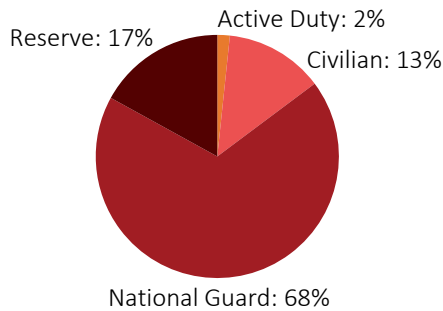
Contract Awards Performed

(By Fiscal Year, billions)



DEFENSE PERSONNEL

Allocations, By Type




\$379.1 MILLION
TOTAL PAYROLL

12,814
TOTAL PERSONNEL

Top Defense Personnel Locations

County	Active Duty	Civilian	National Guard	Reserve	Total
Polk	90	693	3,282	752	4,817
Woodbury	ND	267	1,107	66	ND
Scott	11	210	516	339	1,076
Linn	ND	113	217	390	ND
Black Hawk	14	64	365	74	517
Boone	0	60	415	0	475
Johnson	18	32	408	ND	ND
Dallas	ND	0	74	244	ND
Dubuque	ND	38	163	113	ND
Pottawattamie	ND	12	215	57	ND

Allocations, By Service



TOP DEFENSE CONTRACT SPENDING LOCATIONS

(M = millions, B = billions)

Linn
\$1.5 B

Des Moines
\$120.9 M

Scott
\$50.9 M

Polk
\$36.8 M

Muscatine
\$26.0 M

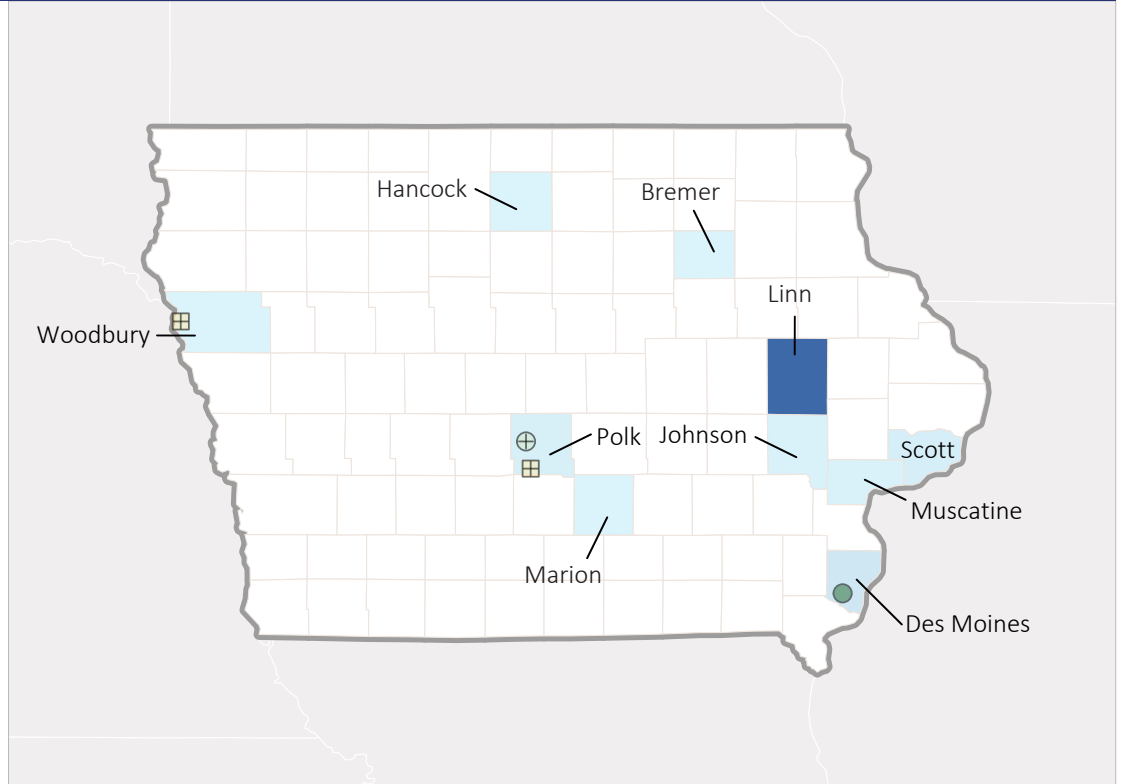
Johnson
\$16.8 M

Marion
\$4.4 M

Bremer
\$2.6 M

Woodbury
\$1.2 M

Hancock
\$1.0 M



TOP DEFENSE PERSONNEL SPENDING LOCATIONS

(M = millions)

Polk
\$169.4 M

Woodbury
\$50.5 M

Scott
\$33.1 M

Linn
\$19.5 M

Boone
\$13.7 M

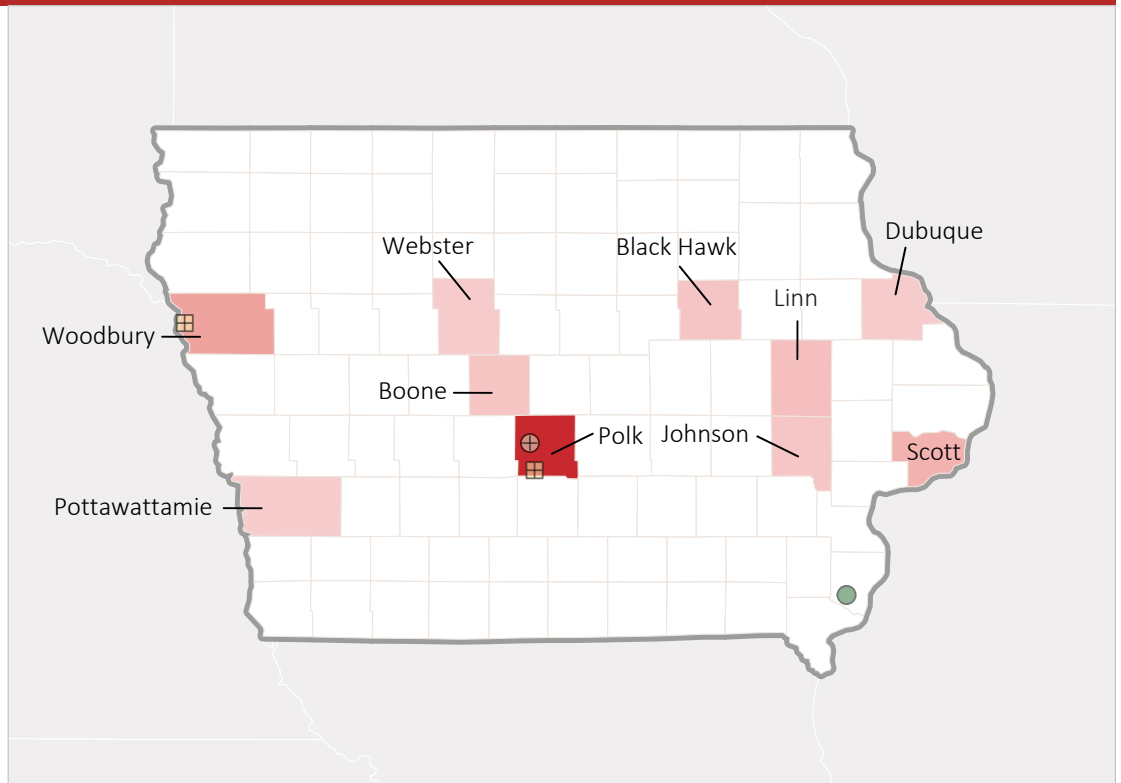
Black Hawk
\$13.6 M

Johnson
\$12.7 M

Dubuque
\$7.2 M

Webster
\$6.5 M

Pottawattamie
\$5.6 M



■ AF Active
 ■ AF Guard
 ■ AF Reserve
 ● Army Active
 ● Army Guard
 ○ Army Reserve
 ◆ MC Active
 ▲ Navy Active
 ✱ WHS