

DELAWARE

#47
\$0.7 B SPENT
IN STATE

#45
0.8% OF
STATE GDP

0.1%
OF TOTAL U.S.
DEFENSE SPENDING

\$729
PER
RESIDENT

#48
\$0.2 B CONTRACT
SPENDING

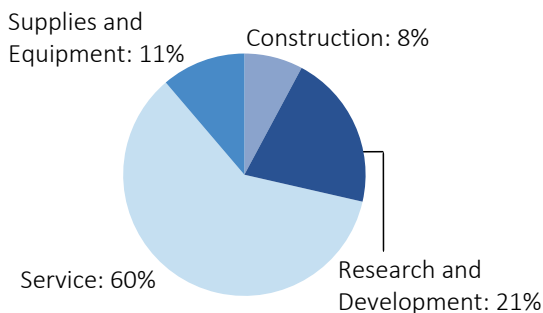
#37
\$71.8 M GRANT
SPENDING

#45
9,816 NUMBER
OF PERSONNEL

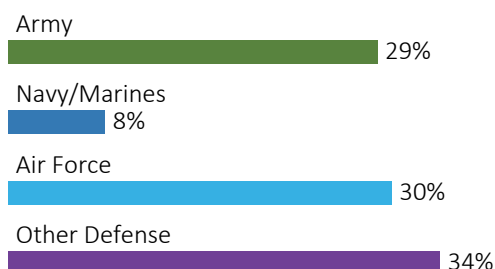
#44
\$0.5 B PERSONNEL
SPENDING

DEFENSE CONTRACTS

By Type



By Service



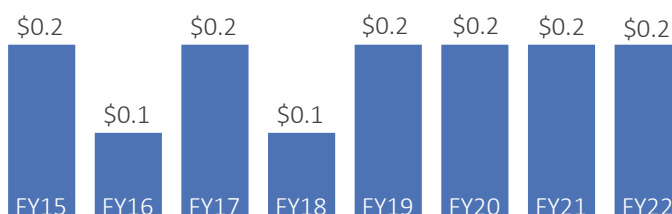
Top Defense Contractors

(M = millions)

J.D. Eckman, Inc.	\$45.9 M
SNA International	\$20.4 M
Dawson Enterprises, LLC	\$16.7 M
Herman JCG Co. JV	\$13.6 M
University of Delaware	\$12.1 M
Caesar Rodney School District	\$10.6 M
Weston Solutions Holdings	\$9.7 M
Custom Mechanical Systems Corp.	\$4.6 M
Phase Sensitive Innovations	\$4.4 M
Tesla Industries	\$4.4 M

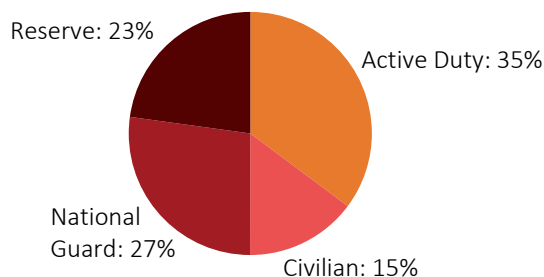
Contract Awards Performed

(By Fiscal Year, billions)



DEFENSE PERSONNEL

Allocations, By Type



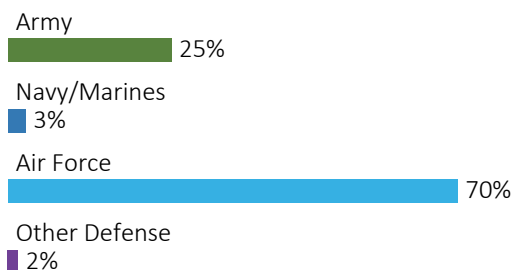
\$456.2 MILLION
TOTAL PAYROLL

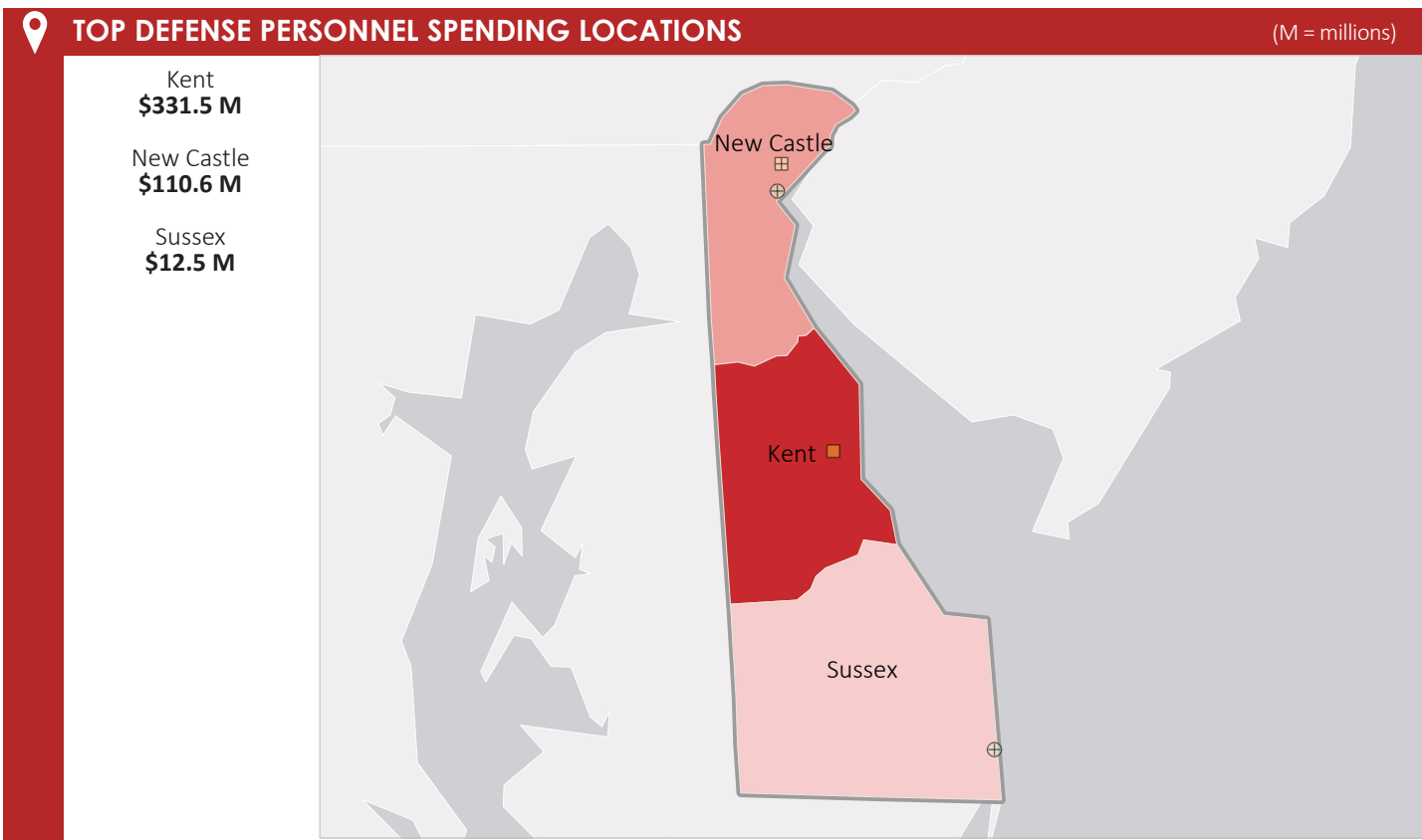
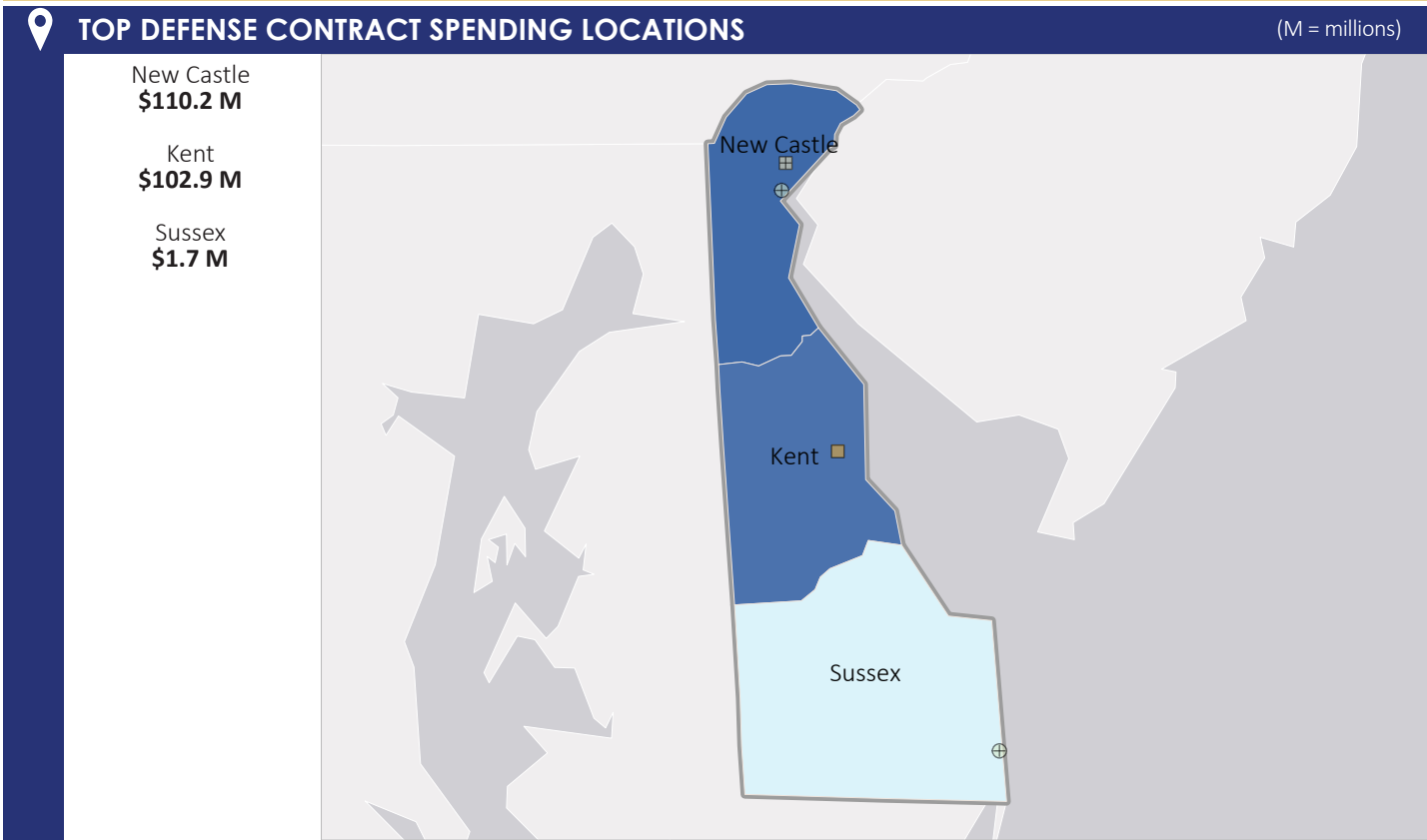
9,816
TOTAL PERSONNEL

Top Defense Personnel Locations

County	Active Duty	Civilian	National Guard	Reserve	Total
Kent	3,384	995	141	1,530	6,050
New Castle	45	437	2,055	640	3,177
Sussex	ND	24	469	70	ND

Allocations, By Service





AF Active AF Guard AF Reserve Army Active Army Guard Army Reserve MC Active Navy Active WHS