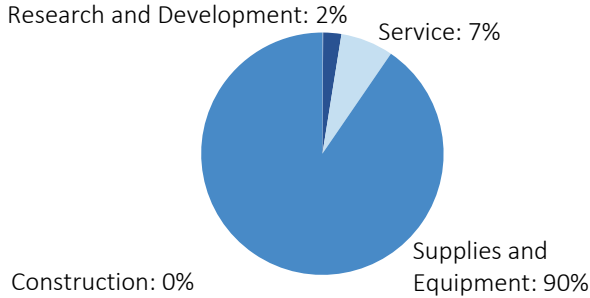


CONNECTICUT

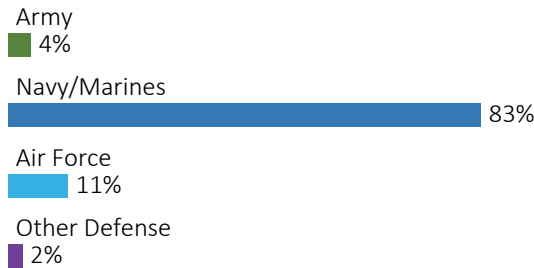
#7 \$22.3 B SPENT IN STATE	#3 6.9% OF STATE GDP	4.0% OF TOTAL U.S. DEFENSE SPENDING	\$6,150 PER RESIDENT	#6 \$21.4 B CONTRACT SPENDING	#23 \$116.1 M GRANT SPENDING	#38 14,785 NUMBER OF PERSONNEL	#37 \$0.8 B PERSONNEL SPENDING
----------------------------------	----------------------------	---	----------------------------	-------------------------------------	------------------------------------	--------------------------------------	--------------------------------------

DEFENSE CONTRACTS

By Type



By Service



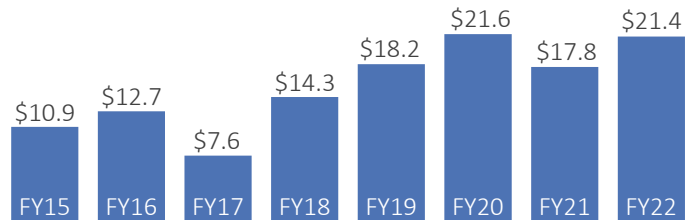
Top Defense Contractors

(M = millions, B = billions)

General Dynamics	\$9.5 B
Raytheon Technologies	\$7.9 B
Lockheed Martin	\$3.3 B
Gartner	\$42.4 M
PCX Aerosystems	\$32.3 M
Sonalytix	\$31.3 M
Emprise Corp.	\$31.3 M
Sevenson Environmental Services, Inc.	\$27.3 M
Triumph Group, Inc.	\$26.6 M
Hartford Provision Co.	\$22.5 M

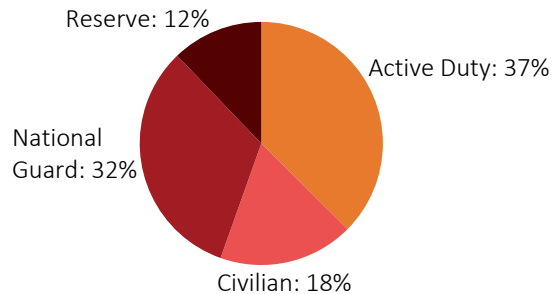
Contract Awards Performed

(By Fiscal Year, billions)

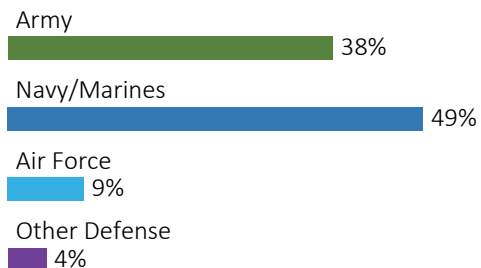


DEFENSE PERSONNEL

Allocations, By Type



Allocations, By Service



\$819.9 MILLION
TOTAL PAYROLL

14,785
TOTAL PERSONNEL

Top Defense Personnel Locations

County	Active Duty	Civilian	National Guard	Reserve	Total
New London	3,876	1,528	1,093	321	6,818
Hartford	70	788	2,203	489	3,550
Middlesex	ND	70	617	370	ND
New Haven	69	62	493	275	899
Fairfield	22	188	208	343	761
Tolland	46	ND	37	0	ND
Litchfield	ND	13	0	0	ND
Windham	0	ND	0	0	ND

