

ALABAMA

#12
\$14.0 B SPENT
IN STATE

#8
5.0% OF
STATE GDP

2.5%
OF TOTAL U.S.
DEFENSE SPENDING

\$2,750
PER
RESIDENT

#12
\$10.3 B CONTRACT
SPENDING

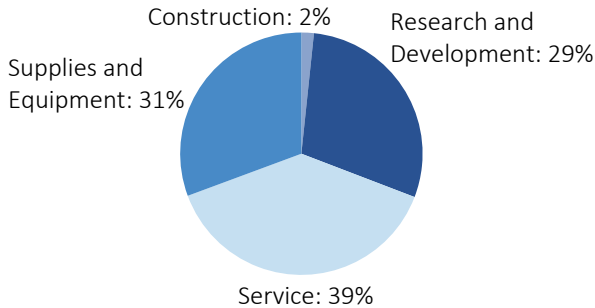
#13
\$231.7 M GRANT
SPENDING

#18
49,895 NUMBER
OF PERSONNEL

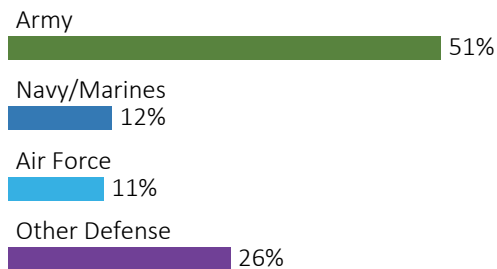
#12
\$3.5 B PERSONNEL
SPENDING

DEFENSE CONTRACTS

By Type



By Service



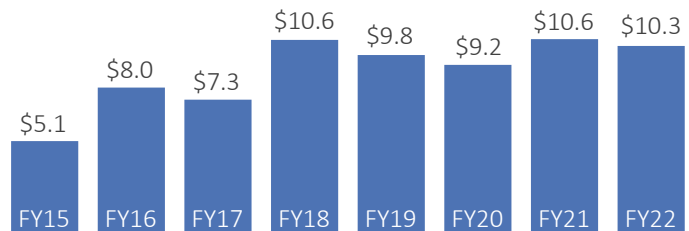
Top Defense Contractors

(M = millions)

Austal	\$748.1 M
Northrop Grumman	\$692.6 M
Boeing	\$657.5 M
M1 Support Services	\$539.4 M
Torch Technologies	\$504.8 M
SAIC	\$500.4 M
Lockheed Martin	\$462.6 M
Parsons Corp.	\$274.9 M
Defense Systems and Solutions	\$249.0 M
Radiance Technologies, Inc.	\$219.6 M

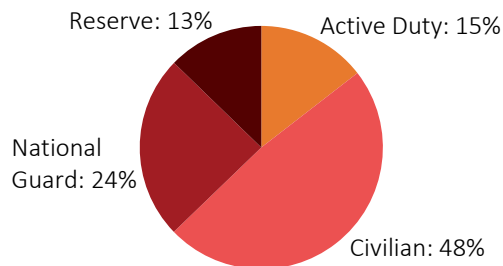
Contract Awards Performed

(By Fiscal Year, billions)




DEFENSE PERSONNEL

Allocations, By Type



Allocations, By Service



\$3.5 BILLION
TOTAL PAYROLL

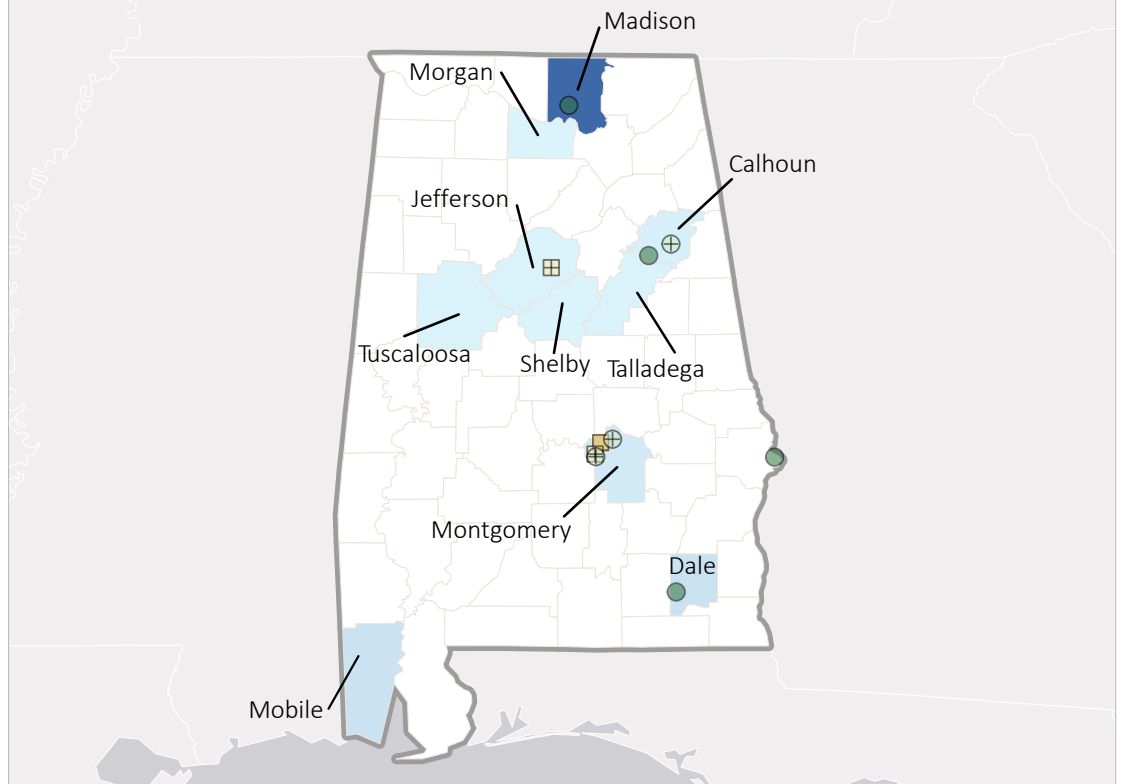
49,895
TOTAL PERSONNEL

Top Defense Personnel Locations

County	Active Duty	Civilian	National Guard	Reserve	Total
Madison	683	13,856	415	684	15,638
Montgomery	2,646	3,145	2,740	2,055	10,586
Dale	3,314	2,220	28	155	5,717
Calhoun	42	3,024	947	308	4,321
Jefferson	267	355	1,942	1,582	4,146
Mobile	58	814	694	655	2,221
Tuscaloosa	23	92	269	241	625
Lee	68	24	172	346	610
Houston	ND	37	312	76	ND
Coffee	ND	142	264	0	ND

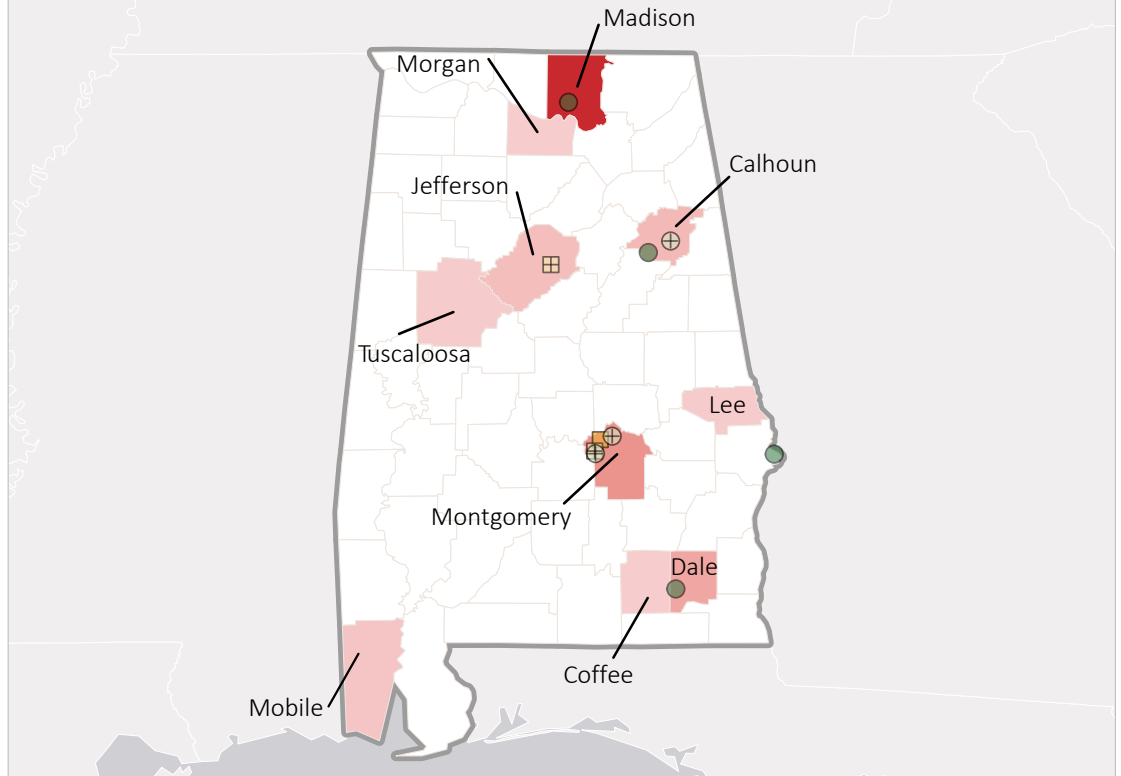
TOP DEFENSE CONTRACT SPENDING LOCATIONS (M = millions, B = billions)

Madison	\$7.3 B
Dale	\$884.0 M
Mobile	\$861.5 M
Montgomery	\$483.7 M
Calhoun	\$249.6 M
Talladega	\$75.4 M
Tuscaloosa	\$68.4 M
Jefferson	\$59.3 M
Morgan	\$42.0 M
Shelby	\$28.9 M



TOP DEFENSE PERSONNEL SPENDING LOCATIONS (M = millions, B = billion)

Madison	\$1.7 B
Montgomery	\$644.6 M
Dale	\$437.9 M
Calhoun	\$226.8 M
Jefferson	\$163.4 M
Mobile	\$101.7 M
Lee	\$25.8 M
Tuscaloosa	\$18.4 M
Coffee	\$15.9 M
Morgan	\$10.5 M



■ AF Active
 ■ AF Guard
 □ AF Reserve
 ● Army Active
 ⊕ Army Guard
 ○ Army Reserve
 ◆ MC Active
 ▲ Navy Active
 * WHS