

WYOMING

#51
\$0.5 B SPENT IN
STATE

#43
1.1% OF STATE GDP

0.1%
OF TOTAL U.S.
DEFENSE SPENDING

\$822
PER RESIDENT

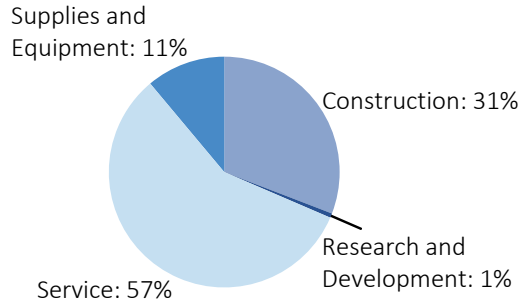
#51
\$0.1 B CONTRACT
SPENDING

#49
7,345 NUMBER OF
PERSONNEL

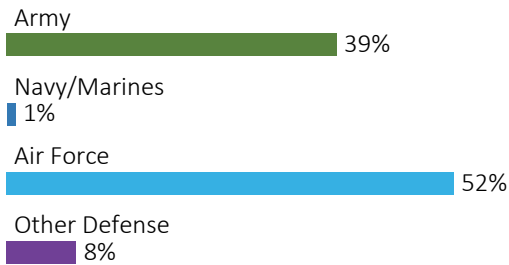
#49
\$0.4 B PERSONNEL
SPENDING

DEFENSE CONTRACTS

By Type



By Service



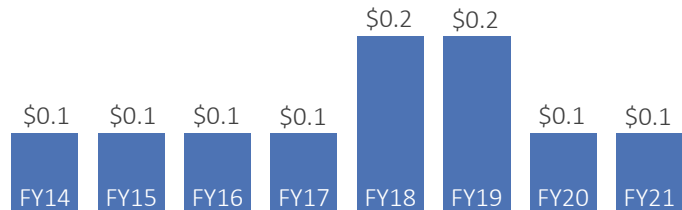
Top Defense Contractors

(M = millions)

M1 Support Services	\$24.9 M
Fluor Corp.	\$11.4 M
Broncho Co.	\$8.1 M
Green Contracting Co., Inc.	\$7.9 M
Native American Services Corp.	\$6.1 M
American Contracting	\$4.8 M
IT Consulting Partners LLC	\$4.7 M
Test Range Systems LLC	\$4.6 M
Umyuaq Construction	\$4.3 M
High West Energy, Inc.	\$2.4 M

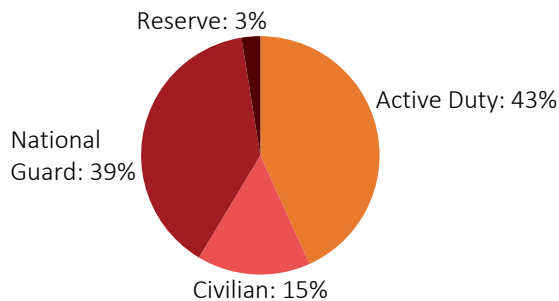
Contract Awards Performed

(By Fiscal Year, billions)



DEFENSE PERSONNEL

Allocations, By Type



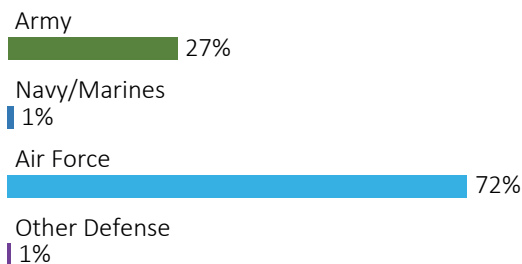
\$350.9 MILLION
TOTAL PAYROLL

7,345
TOTAL PERSONNEL

Top Defense Personnel Locations

County	Active Duty	Civilian	National Guard	Reserve	Total
Laramie	3,103	1,013	1,839	114	6,069
Platte	58	75	191	0	324
Natrona	ND	ND	76	60	ND
Albany	11	ND	118	0	ND
Uinta	0	ND	87	0	ND
Fremont	0	ND	81	0	ND
Campbell	0	ND	79	0	ND
Sheridan	0	ND	63	12	ND
Goshen	0	0	74	0	74
Lincoln	0	ND	61	0	ND

Allocations, By Service

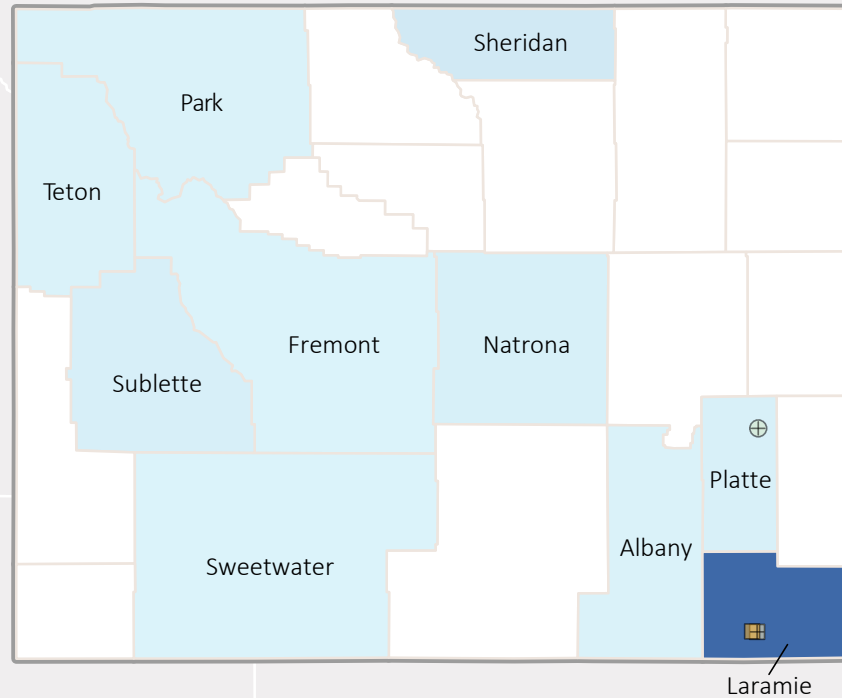




TOP DEFENSE CONTRACT SPENDING LOCATIONS

(K = thousands, M = millions)

Laramie	\$101.3 M
Sheridan	\$7.1 M
Sublette	\$2.7 M
Natrona	\$2.5 M
Platte	\$2.3 M
Albany	\$818.2 K
Teton	\$812.0 K
Park	\$773.4 K
Sweetwater	\$183.6 K
Fremont	\$125.4 K



TOP DEFENSE PERSONNEL SPENDING LOCATIONS

(K = thousands, M = millions)

Laramie	\$318.8 M
Platte	\$12.2 M
Albany	\$4.9 M
Natrona	\$3.4 M
Sheridan	\$1.9 M
Fremont	\$1.6 M
Uinta	\$1.5 M
Campbell	\$1.2 M
Lincoln	\$1.1 M
Goshen	\$967.9 K

