

WEST VIRGINIA

#46
\$0.9 B SPENT IN
STATE

#47
1.0% OF STATE GDP

0.2%
OF TOTAL U.S.
DEFENSE SPENDING

\$496
PER RESIDENT

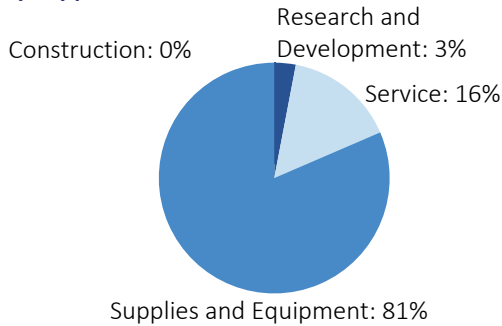
#44
\$0.5 B CONTRACT
SPENDING

#46
9,728 NUMBER OF
PERSONNEL

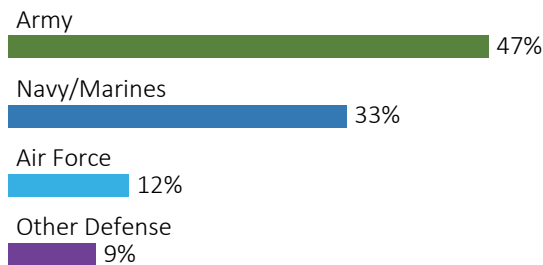
#48
\$0.4 B PERSONNEL
SPENDING

DEFENSE CONTRACTS

By Type



By Service



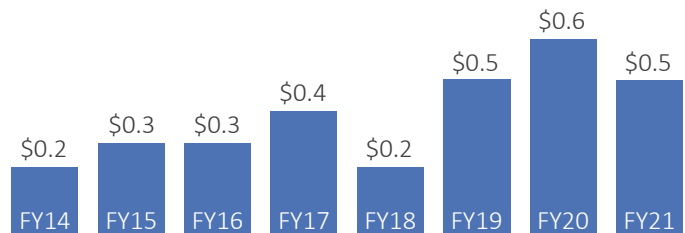
Top Defense Contractors

(M = millions)

Northrop Grumman	\$293.8 M
Boeing	\$57.8 M
AERO International	\$20.7 M
Raytheon Technologies	\$18.1 M
True North Enterprises LLC	\$14.5 M
SMR Technologies	\$10.6 M
NextGen Federal Systems	\$9.7 M
4D Tech Solutions, Inc.	\$6.9 M
Leidos	\$6.0 M
STS International	\$4.9 M

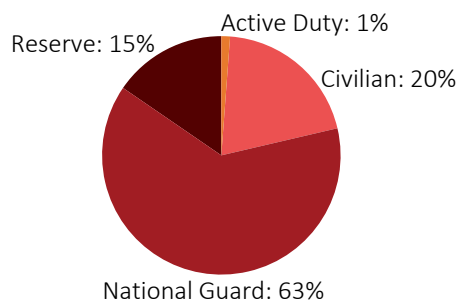
Contract Awards Performed

(By Fiscal Year, billions)



DEFENSE PERSONNEL

Allocations, By Type



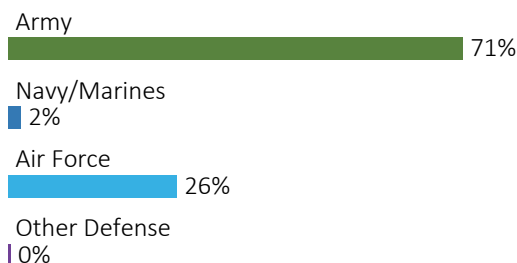
\$379.8 MILLION
TOTAL PAYROLL

9,728
TOTAL PERSONNEL

Top Defense Personnel Locations

County	Active Duty	Civilian	National Guard	Reserve	Total
Kanawha	18	433	1,531	329	2,311
Berkeley	ND	245	1,333	25	ND
Preston	0	60	490	67	617
Cabell	28	550	0	ND	ND
Putnam	ND	109	386	60	ND
Wood	ND	58	320	82	ND
Fayette	ND	12	413	ND	ND
Ohio	ND	82	117	113	ND
Wayne	0	38	168	64	270
Harrison	21	43	123	69	256

Allocations, By Service



WEST VIRGINIA

FISCAL YEAR 2021



TOP DEFENSE CONTRACT SPENDING LOCATIONS

(M = millions)

Mineral
\$302.9 M

Harrison
\$77.5 M

Monongalia
\$22.3 M

Jefferson
\$21.0 M

Kanawha
\$11.7 M

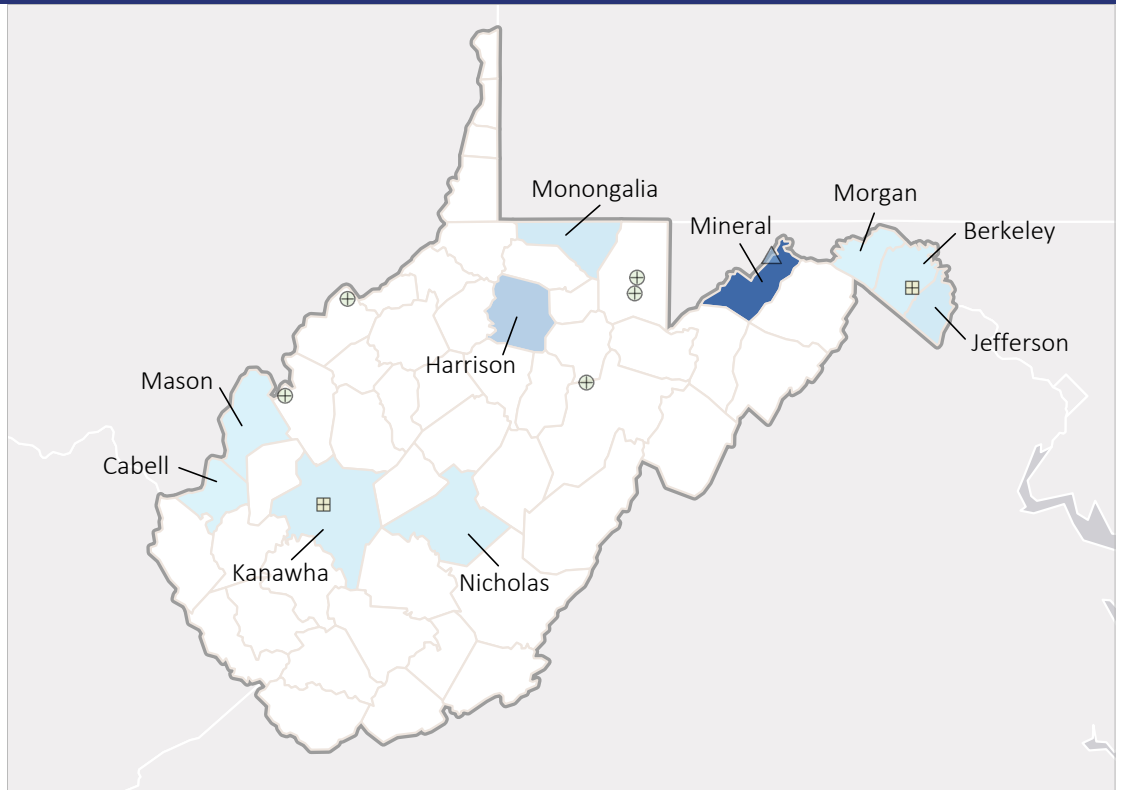
Nicholas
\$10.6 M

Berkeley
\$8.9 M

Mason
\$5.4 M

Morgan
\$5.0 M

Cabell
\$3.7 M



TOP DEFENSE PERSONNEL SPENDING LOCATIONS

(M = millions)

Kanawha
\$104.2 M

Berkeley
\$61.1 M

Cabell
\$48.0 M

Preston
\$23.3 M

Putnam
\$22.1 M

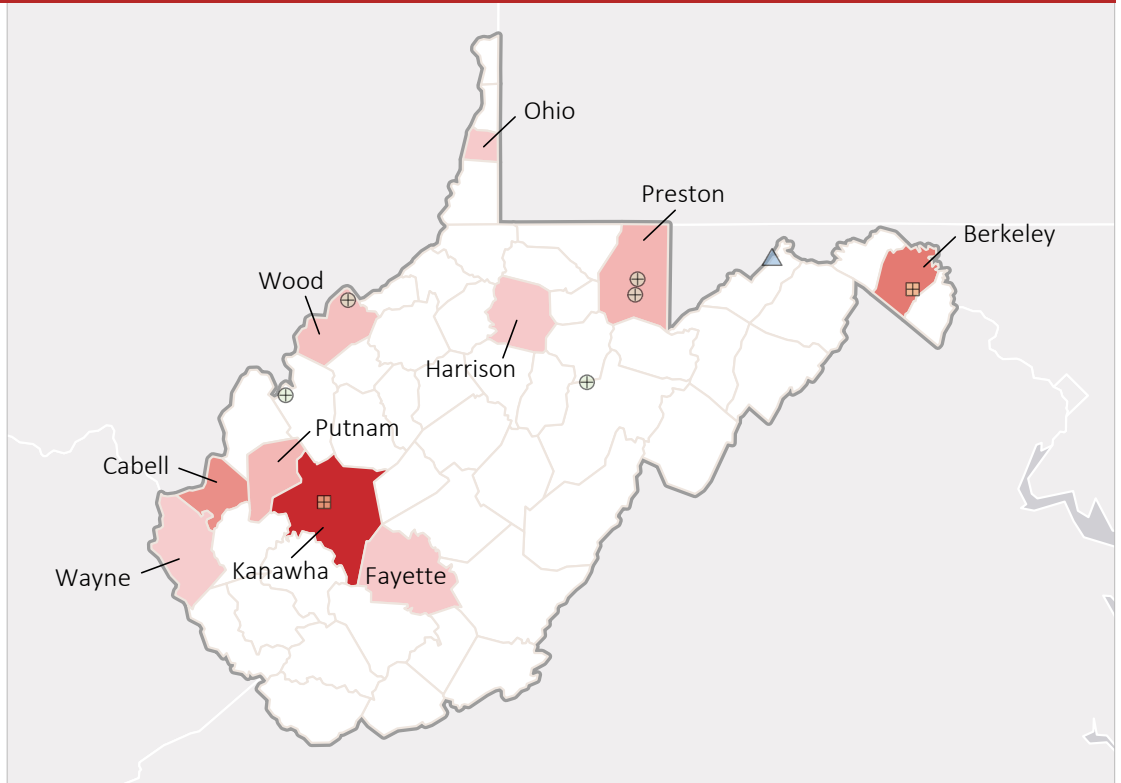
Wood
\$16.8 M

Harrison
\$10.6 M

Fayette
\$10.6 M

Ohio
\$10.0 M

Wayne
\$8.8 M



■ AF Active
 ■ AF Guard
 AF Reserve
 ● Army Active
 ⊕ Army Guard
 Army Reserve
 ◆ MC Active
 ▲ Navy Active
 ✱ WHS