

WISCONSIN

#29
\$5.1 B SPENT IN
STATE

#35
1.3% OF STATE GDP

0.9%
OF TOTAL U.S.
DEFENSE SPENDING

\$857
PER RESIDENT

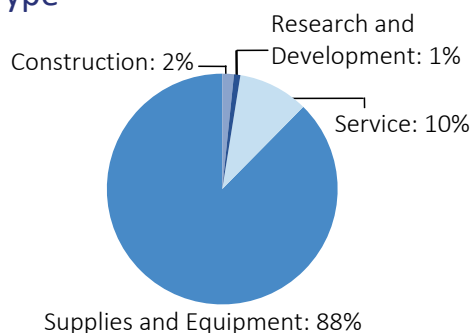
#23
\$4.5 B CONTRACT
SPENDING

#36
17,384 NUMBER OF
PERSONNEL

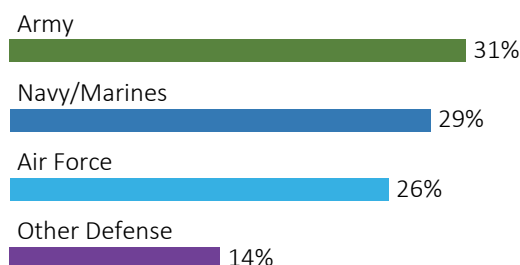
#41
\$0.6 B PERSONNEL
SPENDING

DEFENSE CONTRACTS

By Type



By Service



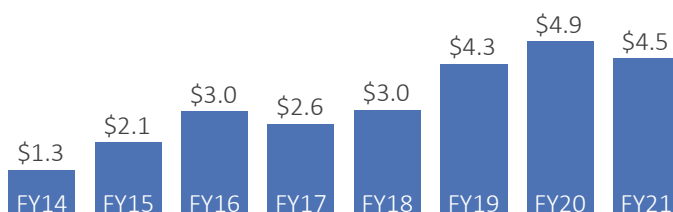
Top Defense Contractors

(M = millions, B = billions)

Oshkosh Corp.	\$2.1 B
Fincantieri Group	\$562.4 M
National Presto Industries	\$251.1 M
Enpro Industries, Inc.	\$99.5 M
Logistics Health, Inc.	\$90.5 M
Wisconsin Physicians Service Insurance	\$79.4 M
UnitedHealth Group	\$62.6 M
Advantage Federal Resourcing, Inc.	\$58.3 M
Leonardo SpA	\$55.8 M
General Electric	\$54.0 M

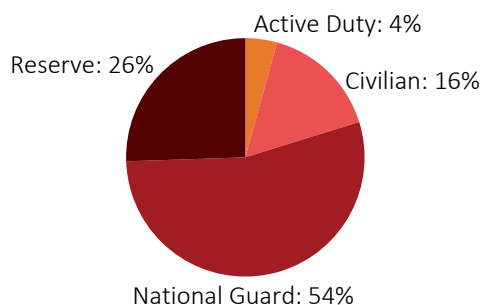
Contract Awards Performed

(By Fiscal Year, billions)




DEFENSE PERSONNEL

Allocations, By Type



Allocations, By Service



\$593.9 MILLION
TOTAL PAYROLL

17,384
TOTAL PERSONNEL

Top Defense Personnel Locations

County	Active Duty	Civilian	National Guard	Reserve	Total
Dane	139	645	2,424	755	3,963
Milwaukee	233	389	1,257	1,046	2,925
Monroe	278	1,142	227	701	2,348
Juneau	0	165	726	0	891
Brown	19	28	132	573	752
Waukesha	ND	0	324	155	ND
Winnebago	34	0	170	228	432
Fond du Lac	ND	0	325	87	ND
Marathon	ND	23	163	184	ND
La Crosse	ND	ND	145	157	ND



TOP DEFENSE CONTRACT SPENDING LOCATIONS

(M = millions, B = billions)

Winnebago
\$2.1 B

Marinette
\$565.3 M

Rock
\$350.6 M

Waukesha
\$339.7 M

Dane
\$205.6 M

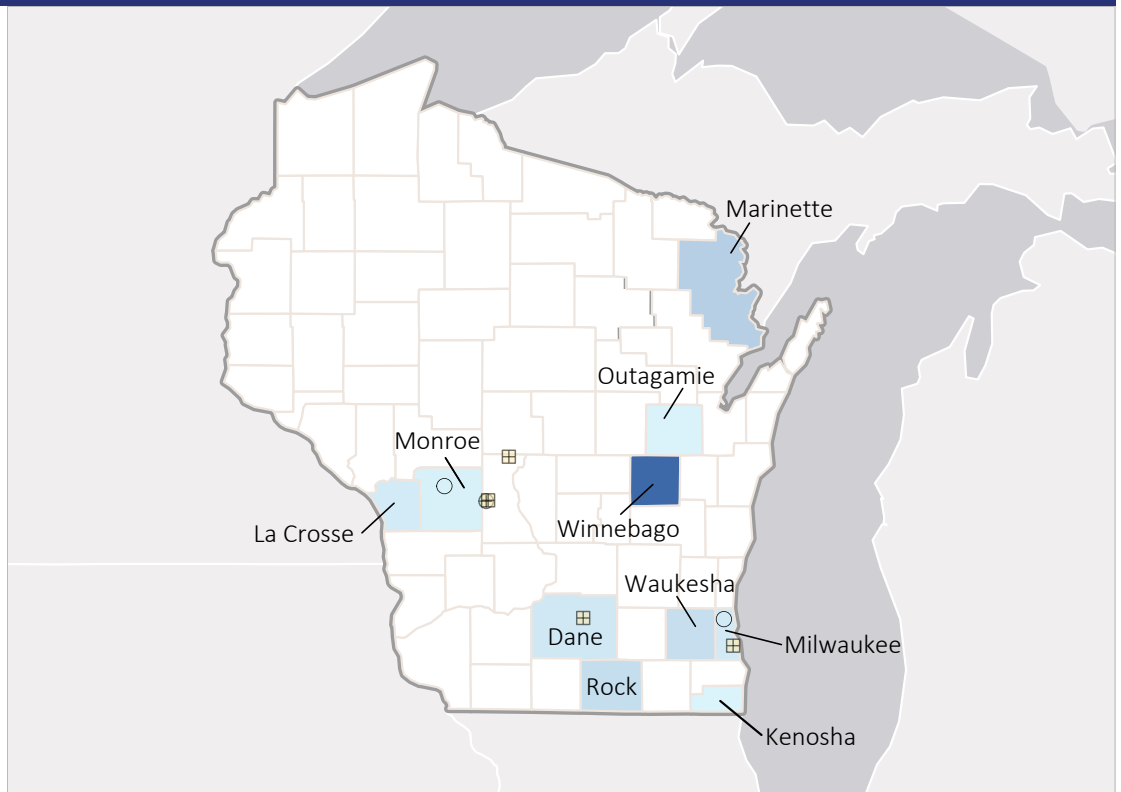
Milwaukee
\$170.3 M

La Crosse
\$162.3 M

Monroe
\$97.3 M

Outagamie
\$58.0 M

Kenosha
\$49.7 M



TOP DEFENSE PERSONNEL SPENDING LOCATIONS

(M = millions)

Dane
\$159.9 M

Monroe
\$134.9 M

Milwaukee
\$103.5 M

Juneau
\$31.6 M

Brown
\$15.7 M

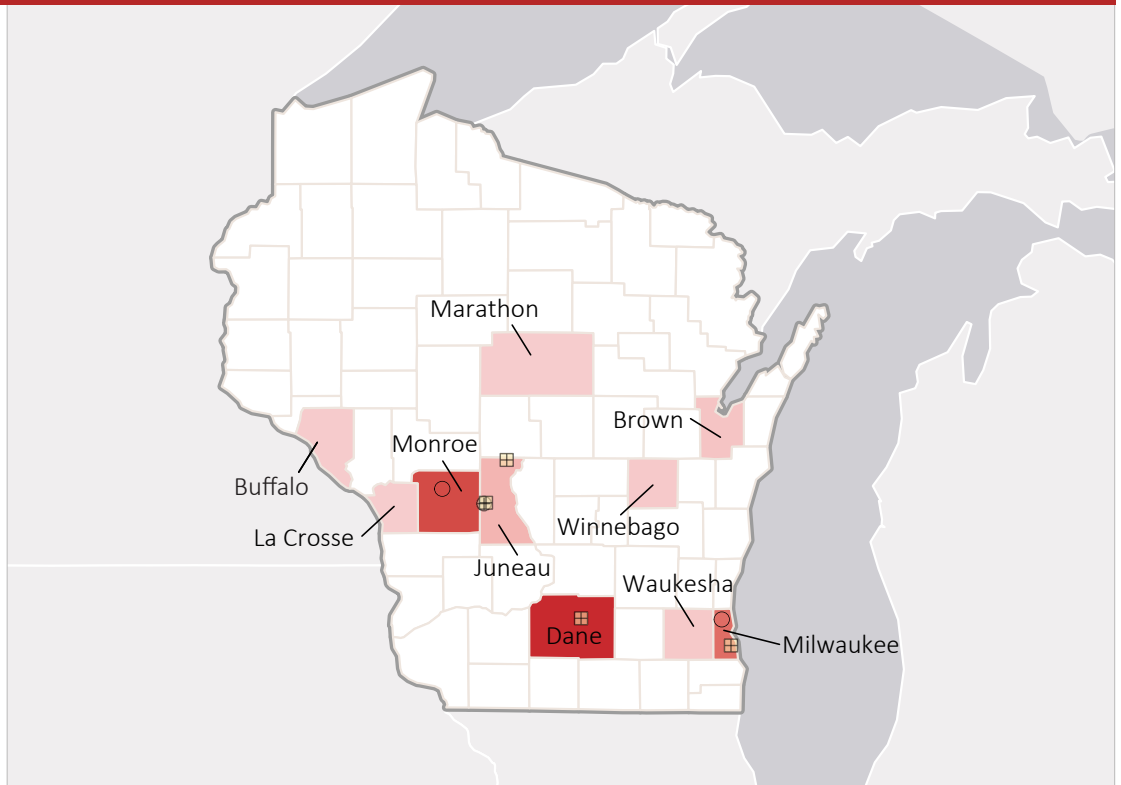
Waukesha
\$10.9 M

Winnebago
\$10.7 M

Buffalo
\$8.9 M

La Crosse
\$8.1 M

Marathon
\$7.7 M



■ AF Active
 ■ AF Guard
 ■ AF Reserve
 ● Army Active
 ● Army Guard
 ○ Army Reserve
 ◆ MC Active
 ▲ Navy Active
 ✱ WHS