

WASHINGTON

#9
\$19.1 B SPENT IN
STATE

#17
2.7% OF STATE GDP

3.4%
OF TOTAL U.S.
DEFENSE SPENDING

\$2,470
PER RESIDENT

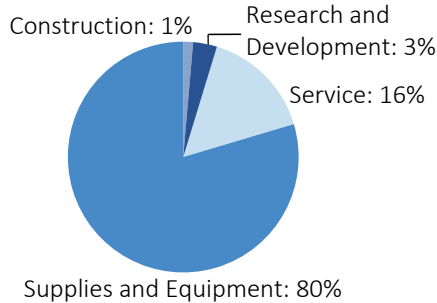
#12
\$11.7 B CONTRACT
SPENDING

#7
110,887 NUMBER
OF PERSONNEL

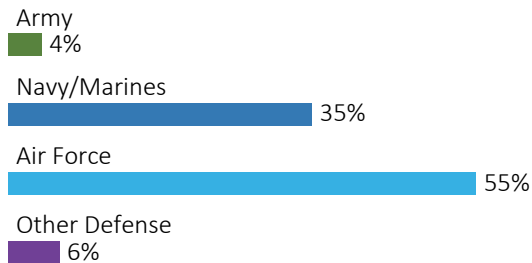
#7
\$7.4 B PERSONNEL
SPENDING

DEFENSE CONTRACTS

By Type



By Service



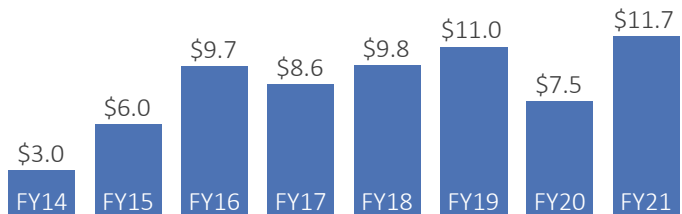
Top Defense Contractors

(M = millions, B = billions)

Boeing	\$7.7 B
ANA Holdings, Inc.	\$980.7 M
General Dynamics	\$244.1 M
Parker-Hannifin	\$221.8 M
PacMed	\$172.1 M
SAFE Boats International	\$89.7 M
Par Pacific Holdings	\$87.9 M
Skookum Educational Programs	\$83.8 M
Microsoft	\$74.6 M
Garco Construction, Inc.	\$58.8 M

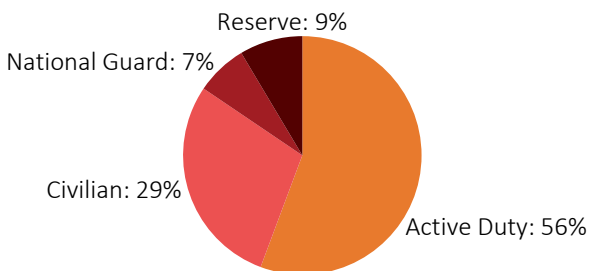
Contract Awards Performed

(By Fiscal Year, billions)

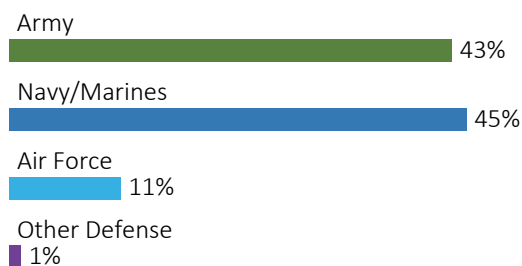


DEFENSE PERSONNEL

Allocations, By Type



Allocations, By Service



\$7.4 BILLION
TOTAL PAYROLL

110,887
TOTAL PERSONNEL

Top Defense Personnel Locations

County	Active Duty	Civilian	National Guard	Reserve	Total
Pierce	31,246	7,159	3,009	5,269	46,683
Kitsap	4,700	19,296	106	807	24,909
Island	7,246	814	0	688	8,748
Spokane	3,585	981	1,566	693	6,825
Snohomish	724	665	325	1,250	2,964
King	421	872	1,038	116	2,447
Walla Walla	ND	1,079	43	0	ND
Yakima	84	299	541	129	1,053
Clark	48	79	191	513	831
Thurston	77	62	205	ND	ND

WASHINGTON

FISCAL YEAR 2021

TOP DEFENSE CONTRACT SPENDING LOCATIONS

(M = millions, B = billions)

King
\$8.5 B

Pierce
\$1.5 B

Kitsap
\$789.1 M

Snohomish
\$297.3 M

Klickitat
\$197.0 M

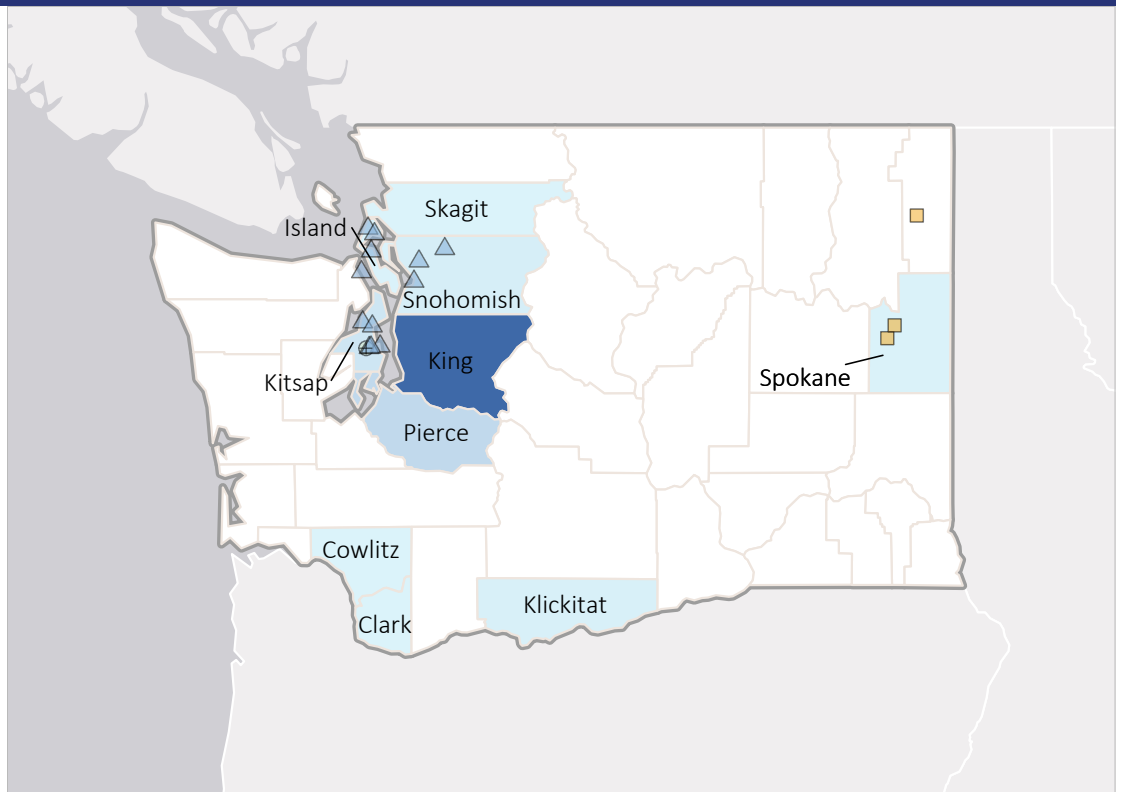
Spokane
\$107.8 M

Island
\$76.9 M

Clark
\$59.3 M

Cowlitz
\$36.8 M

Skagit
\$34.0 M



TOP DEFENSE PERSONNEL SPENDING LOCATIONS

(M = millions, B = billions)

Pierce
\$2.9 B

Kitsap
\$2.0 B

Island
\$586.6 M

Spokane
\$360.5 M

Snohomish
\$167.8 M

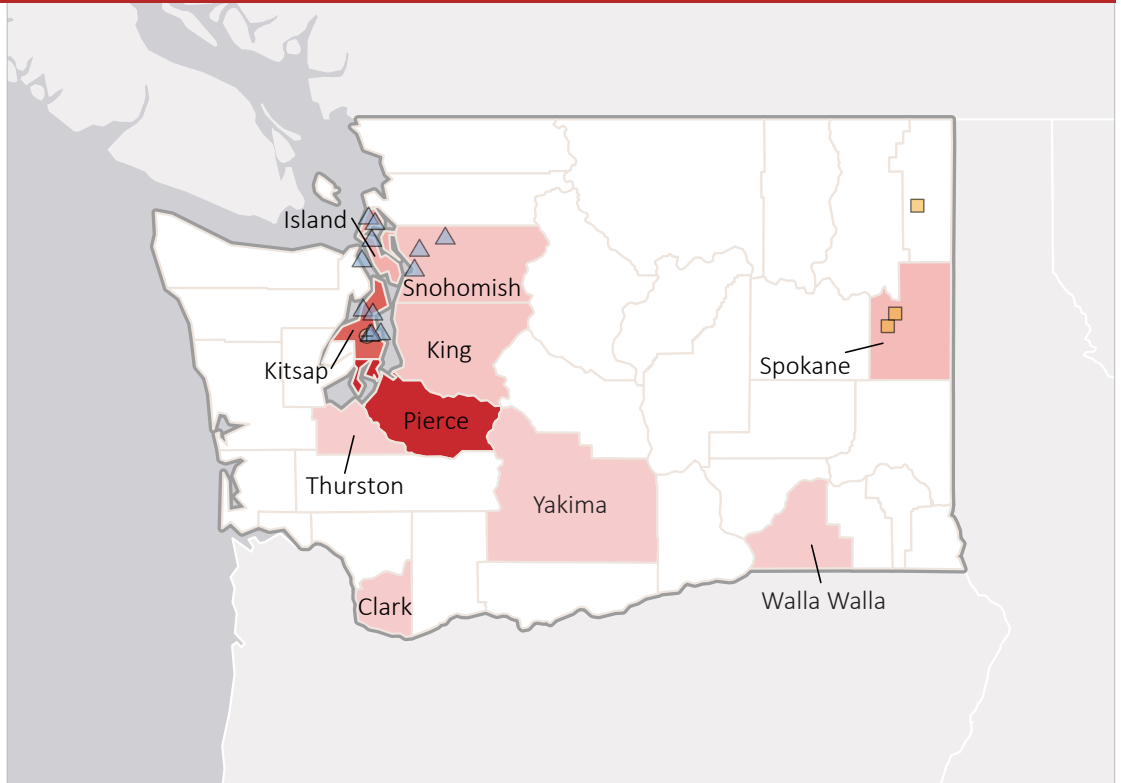
King
\$165.1 M

Yakima
\$45.7 M

Walla Walla
\$41.1 M

Clark
\$31.1 M

Thurston
\$20.8 M



■ AF Active
 ■ AF Guard
 AF Reserve
 ● Army Active
 Army Guard
 Army Reserve
 ◆ MC Active
 ▲ Navy Active
 ✱ WHS