

VERMONT

#50
\$0.5 B SPENT IN
STATE

#32
1.4% OF STATE GDP

0.1%
OF TOTAL U.S.
DEFENSE SPENDING

\$845
PER RESIDENT

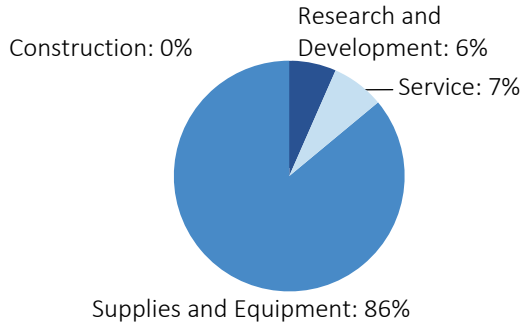
#46
\$0.3 B CONTRACT
SPENDING

#51
4,214 NUMBER OF
PERSONNEL

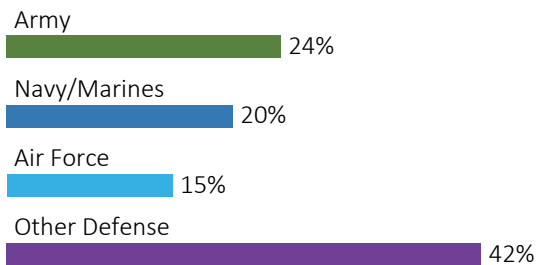
#51
\$0.2 B PERSONNEL
SPENDING

DEFENSE CONTRACTS

By Type



By Service



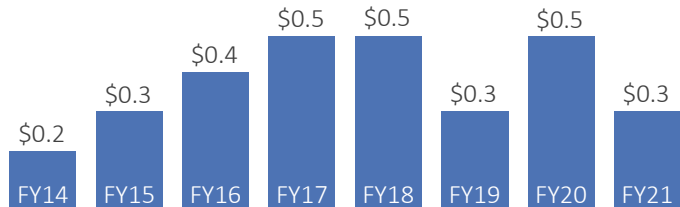
Top Defense Contractors

(M = millions)

Raytheon Technologies	\$115.2 M
Marvell Government Solutions LLC	\$74.9 M
General Dynamics	\$50.2 M
Galvion Ballistics Ltd.	\$19.1 M
Avera Semiconductor	\$14.9 M
New England Woodcraft	\$9.5 M
IBM	\$8.3 M
Vermont Aerospace Industries	\$3.9 M
Norwich University	\$3.3 M
Kaman Corp.	\$2.8 M

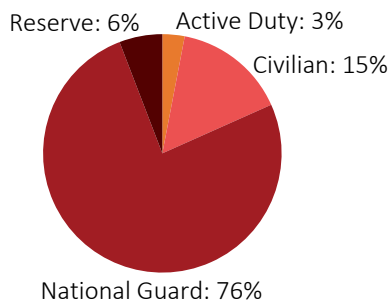
Contract Awards Performed

(By Fiscal Year, billions)



DEFENSE PERSONNEL

Allocations, By Type



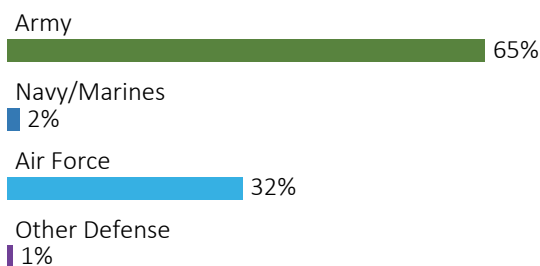
\$196.2 MILLION
TOTAL PAYROLL

4,214
TOTAL PERSONNEL

Top Defense Personnel Locations

County	Active Duty	Civilian	National Guard	Reserve	Total
Chittenden	84	570	2,153	0	2,807
Washington	35	12	323	0	370
Rutland	0	11	89	168	268
Windsor	ND	16	66	78	ND
Addison	ND	11	92	0	ND
Franklin	0	ND	83	0	ND
Orange	0	0	80	0	80
Windham	ND	13	50	0	ND
Bennington	0	0	58	0	58
Caledonia	0	ND	54	0	ND

Allocations, By Service





TOP DEFENSE CONTRACT SPENDING LOCATIONS

(K = thousands, M = millions)

Chittenden
\$181.6 M

Addison
\$116.4 M

Orleans
\$19.2 M

Rutland
\$12.0 M

Washington
\$5.1 M

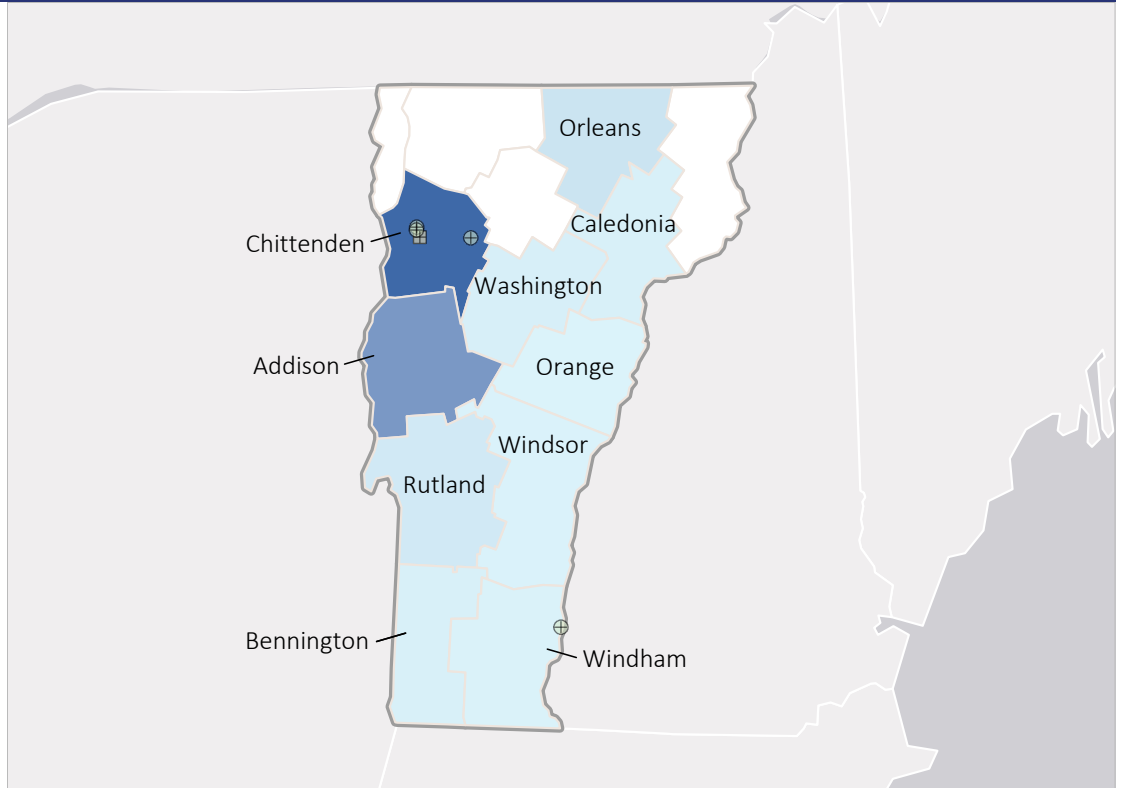
Caledonia
\$4.5 M

Bennington
\$4.1 M

Windham
\$2.1 M

Windsor
\$1.1 M

Orange
\$294.1 K



TOP DEFENSE PERSONNEL SPENDING LOCATIONS

(M = millions)

Chittenden
\$137.3 M

Washington
\$17.5 M

Rutland
\$10.9 M

Windsor
\$5.9 M

Addison
\$4.2 M

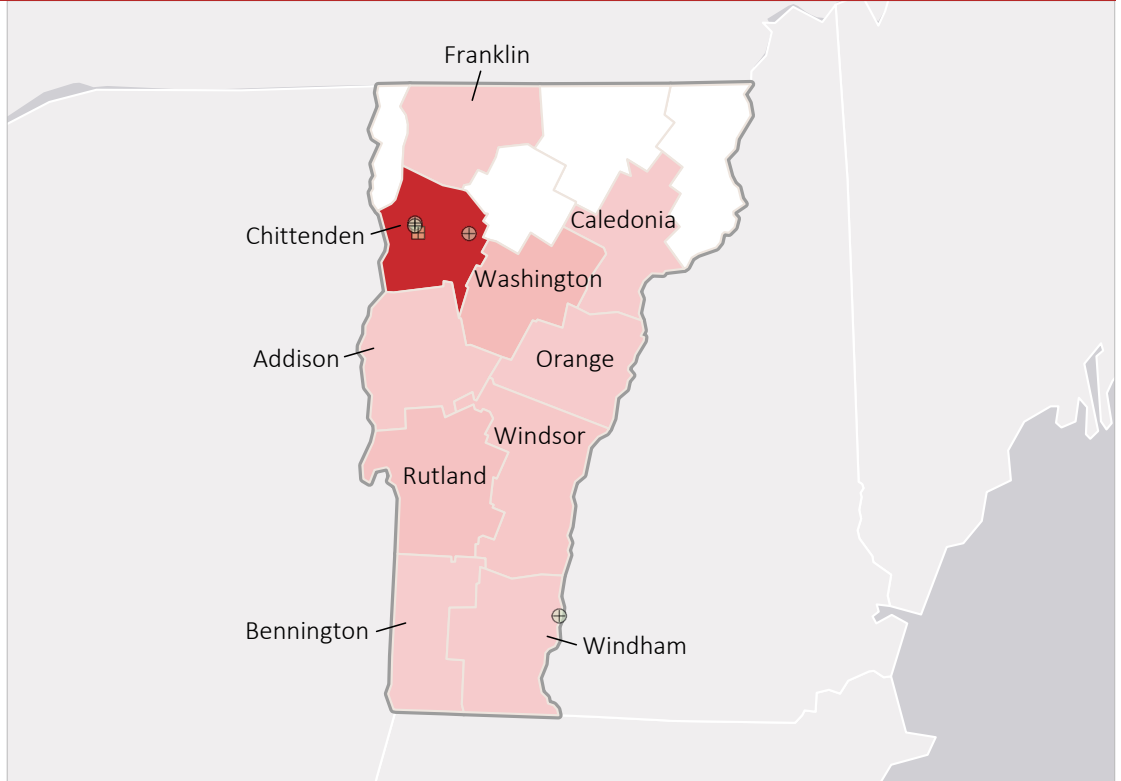
Franklin
\$4.2 M

Orange
\$2.9 M

Windham
\$2.8 M

Caledonia
\$2.5 M

Bennington
\$2.0 M



■ AF Active
 ■ AF Guard
 ■ AF Reserve
 ● Army Active
 ● Army Guard
 ○ Army Reserve
 ◆ MC Active
 ▲ Navy Active
 ✱ WHS