

SOUTH CAROLINA

#27
\$6.1 B SPENT IN
STATE

#23
2.2% OF STATE GDP

1.1%
OF TOTAL U.S.
DEFENSE SPENDING

\$1,179
PER RESIDENT

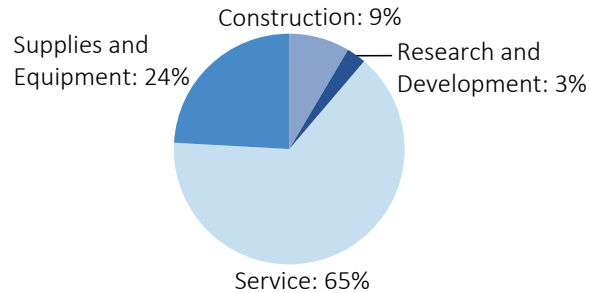
#27
\$3.1 B CONTRACT
SPENDING

#10
66,589 NUMBER OF
PERSONNEL

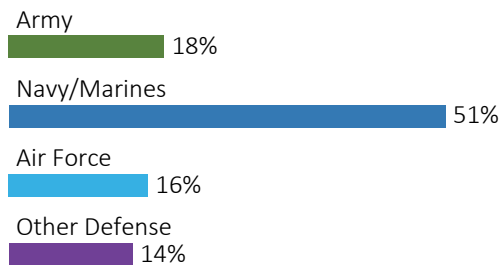
#16
\$3.1 B PERSONNEL
SPENDING

DEFENSE CONTRACTS

By Type



By Service



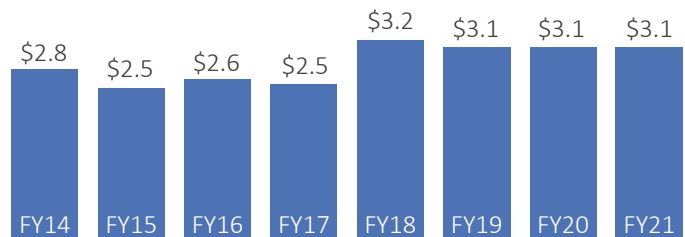
Top Defense Contractors

(M = millions)

Scientific Research Corp.	\$142.2 M
Amentum Services, Inc.	\$115.9 M
UNAKA Corp.	\$107.2 M
Detyens Shipyards	\$94.6 M
KBR	\$92.9 M
SAIC	\$78.5 M
Harbert International	\$49.7 M
Atlas Technologies, Inc.	\$49.6 M
US Foods Holding	\$47.1 M
BAE Systems	\$46.4 M

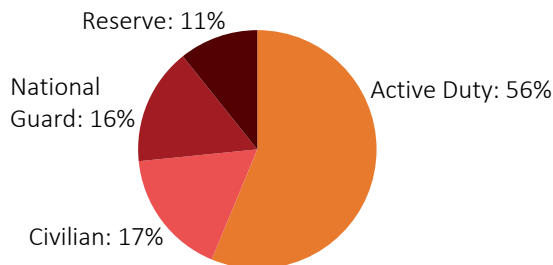
Contract Awards Performed

(By Fiscal Year, billions)

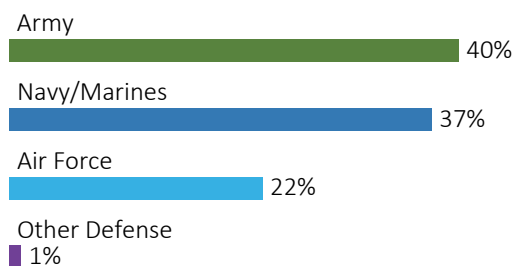


DEFENSE PERSONNEL

Allocations, By Type



Allocations, By Service



\$3.1 BILLION
TOTAL PAYROLL

66,589
TOTAL PERSONNEL

Top Defense Personnel Locations

County	Active Duty	Civilian	National Guard	Reserve	Total
Richland	8,879	3,454	3,356	2,092	17,781
Charleston	3,980	5,033	886	3,102	13,001
Beaufort	10,478	1,252	110	51	11,891
Berkeley	7,566	315	156	ND	ND
Sumter	5,945	832	135	189	7,101
Greenville	75	257	678	852	1,862
York	ND	18	240	214	ND
Spartanburg	14	ND	245	163	ND
Florence	32	ND	232	117	ND
Anderson	ND	ND	370	0	ND

SOUTH CAROLINA

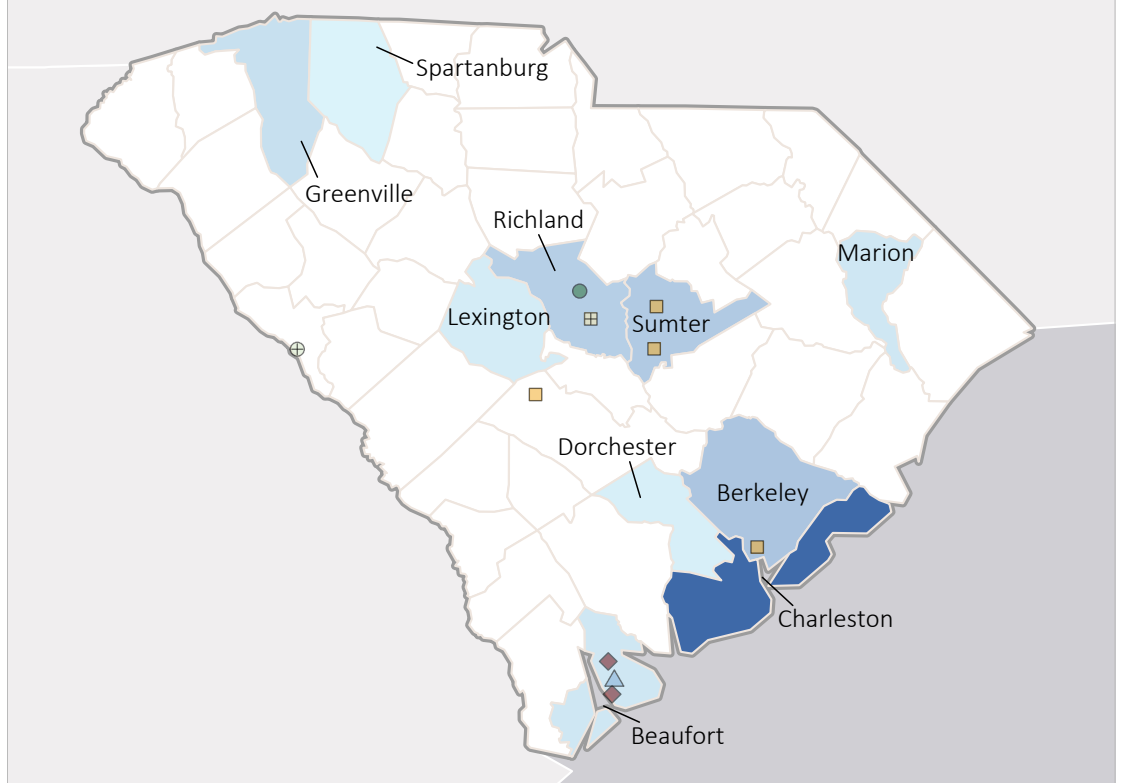
FISCAL YEAR 2021



TOP DEFENSE CONTRACT SPENDING LOCATIONS

(M = millions, B = billions)

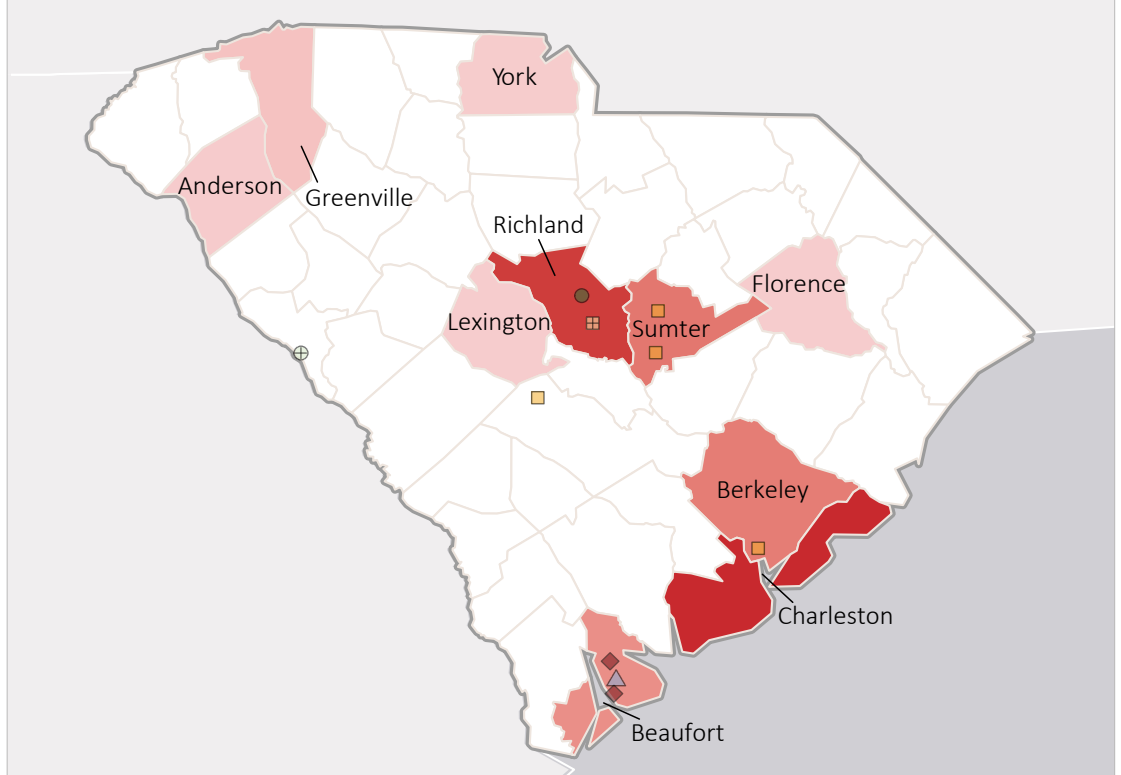
Charleston	\$1.2 B
Berkeley	\$410.4 M
Sumter	\$368.8 M
Richland	\$328.0 M
Greenville	\$189.5 M
Beaufort	\$128.8 M
Marion	\$127.2 M
Lexington	\$88.0 M
Dorchester	\$60.4 M
Spartanburg	\$31.9 M



TOP DEFENSE PERSONNEL SPENDING LOCATIONS

(M = millions)

Charleston	\$821.3 M
Richland	\$747.1 M
Sumter	\$470.4 M
Berkeley	\$437.1 M
Beaufort	\$343.0 M
Greenville	\$63.4 M
Anderson	\$15.5 M
York	\$12.1 M
Lexington	\$10.3 M
Florence	\$9.4 M



■ AF Active
 ■ AF Guard
 ■ AF Reserve
 ● Army Active
 ● Army Guard
 ○ Army Reserve
 ◆ MC Active
 ▲ Navy Active
 ✱ WHS