

# RHODE ISLAND

**#41**  
\$1.7 B SPENT IN  
STATE

**#19**  
2.4% OF STATE GDP

**0.3%**  
OF TOTAL U.S.  
DEFENSE SPENDING

**\$1,533**  
PER RESIDENT

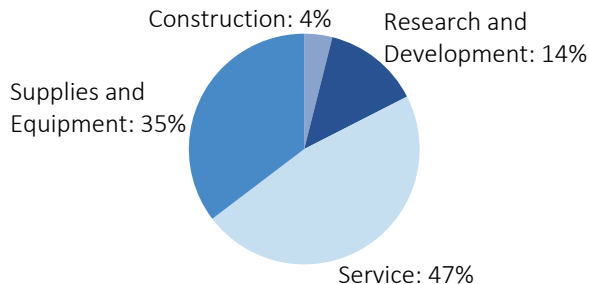
**#42**  
\$0.8 B CONTRACT  
SPENDING

**#42**  
12,871 NUMBER OF  
PERSONNEL

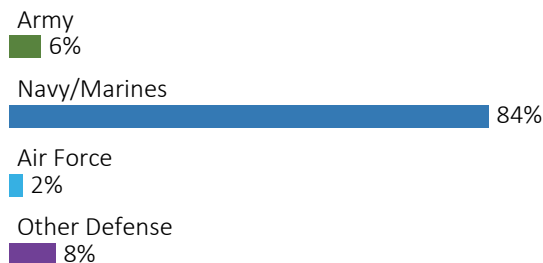
**#35**  
\$0.9 B PERSONNEL  
SPENDING

## DEFENSE CONTRACTS

### By Type



### By Service



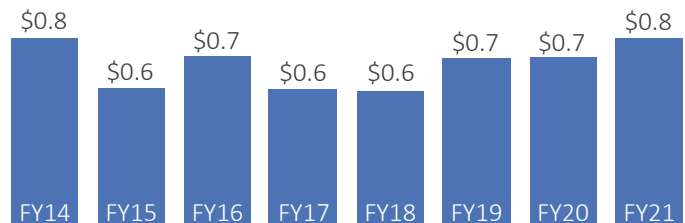
### Top Defense Contractors

(M = millions)

Raytheon Technologies	\$177.8 M
Systems Engineering Associates	\$60.8 M
McLaughlin Research Corp.	\$39.7 M
Rite-Solutions	\$34.6 M
Mikel, Inc.	\$30.7 M
Leidos	\$22.0 M
SAIC	\$15.1 M
Northrop Grumman	\$14.8 M
Network and Simulation Technologies	\$11.9 M
Ukpeagvik Inupiat Corp.	\$11.6 M

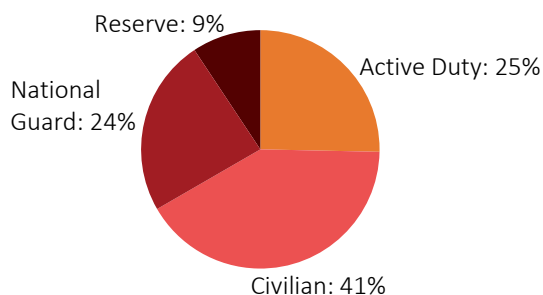
### Contract Awards Performed

(By Fiscal Year, billions)

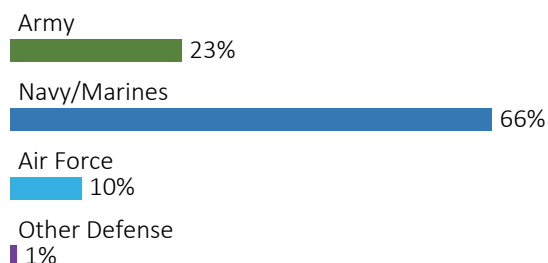


## DEFENSE PERSONNEL

### Allocations, By Type



### Allocations, By Service



**\$923.2 MILLION**  
TOTAL PAYROLL

**12,871**  
TOTAL PERSONNEL

### Top Defense Personnel Locations

County	Active Duty	Civilian	National Guard	Reserve	Total
Newport	2,538	4,768	136	891	8,333
Washington	ND	288	1,160	42	ND
Kent	62	63	1,225	ND	ND
Providence	111	199	477	265	1,052
Bristol	ND	ND	78	0	ND

# RHODE ISLAND

FISCAL YEAR 2021



## TOP DEFENSE CONTRACT SPENDING LOCATIONS

(M = millions)

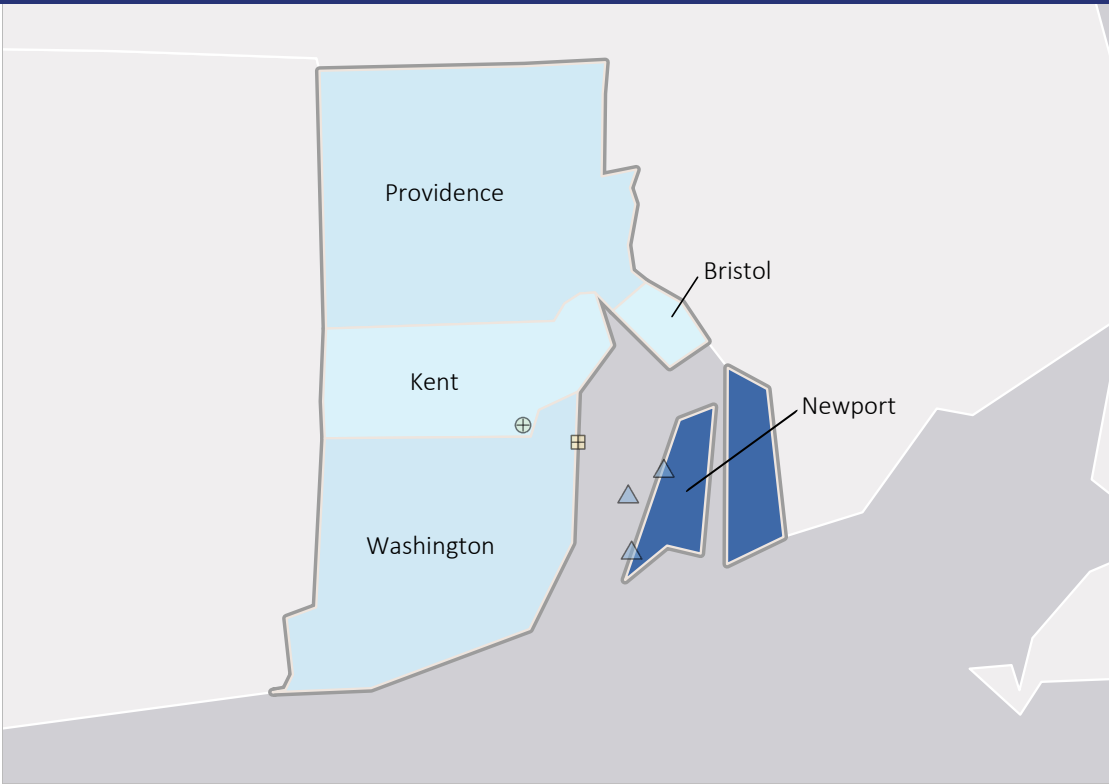
Newport  
**\$616.9 M**

Washington  
**\$56.7 M**

Providence  
**\$50.1 M**

Kent  
**\$14.2 M**

Bristol  
**\$11.3 M**



## TOP DEFENSE PERSONNEL SPENDING LOCATIONS

(M = millions)

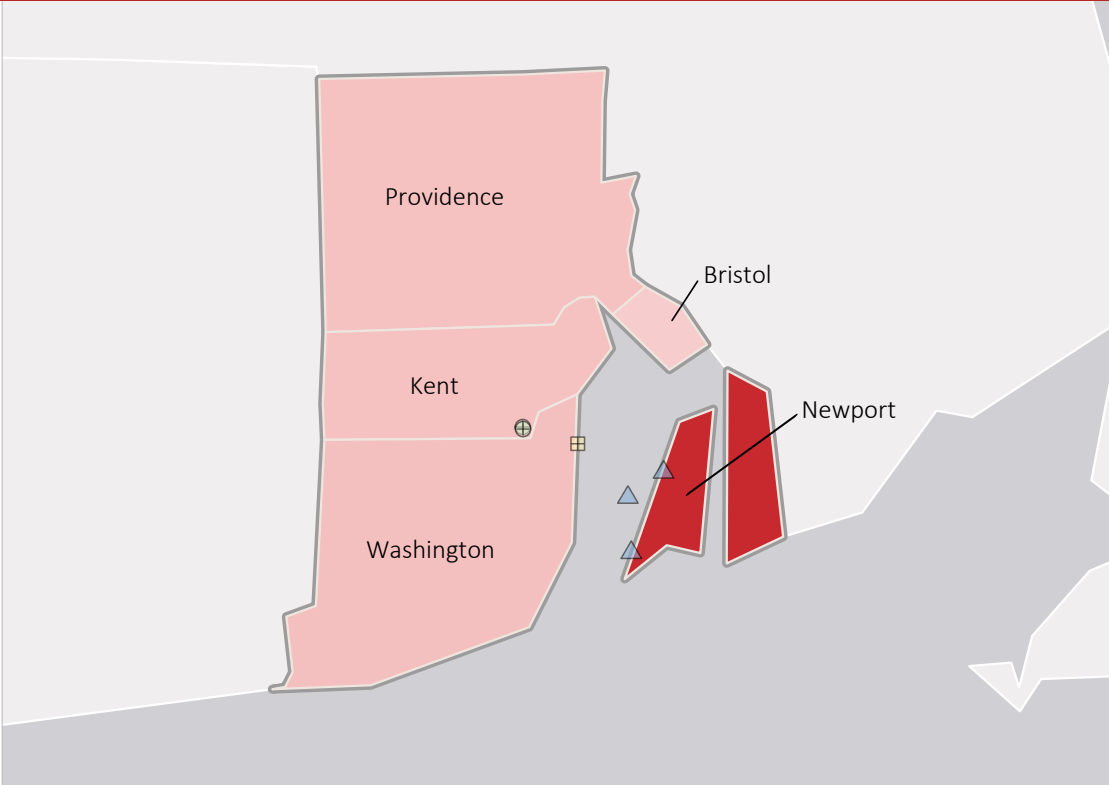
Newport  
**\$740.0 M**

Washington  
**\$64.2 M**

Kent  
**\$53.1 M**

Providence  
**\$52.2 M**

Bristol  
**\$2.6 M**



AF Active AF Guard AF Reserve Army Active Army Guard Army Reserve MC Active Navy Active WHS