

PENNSYLVANIA

#10
\$16.5 B SPENT IN
STATE

#25
1.9% OF STATE GDP

2.9%
OF TOTAL U.S.
DEFENSE SPENDING

\$1,272
PER RESIDENT

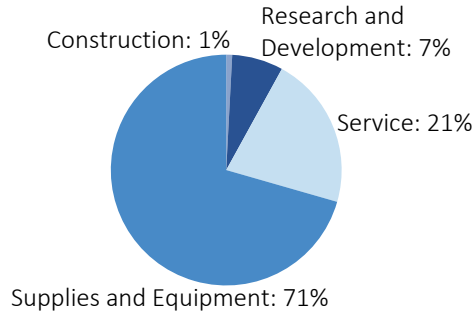
#9
\$13.4 B CONTRACT
SPENDING

#17
56,573 NUMBER OF
PERSONNEL

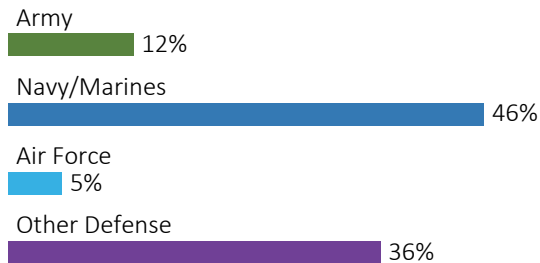
#15
\$3.1 B PERSONNEL
SPENDING

DEFENSE CONTRACTS

By Type



By Service



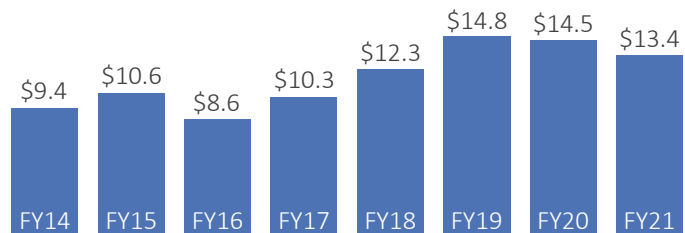
Top Defense Contractors

(M = millions, B = billions)

AmerisourceBergen	\$2.0 B
Bechtel Group	\$2.0 B
Fluor Corp.	\$1.4 B
Boeing	\$951.2 M
BAE Systems	\$551.5 M
Highmark, Inc.	\$436.5 M
Lockheed Martin	\$295.7 M
Medico Industries, Inc.	\$214.5 M
Pennsylvania State University	\$197.5 M
Agustawestland Philadelphia Corp.	\$176.7 M

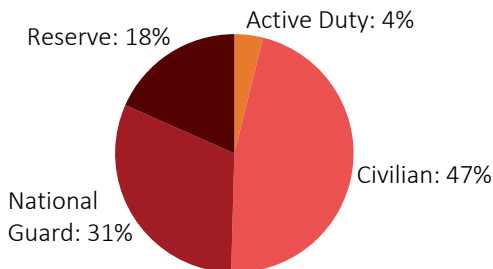
Contract Awards Performed

(By Fiscal Year, billions)

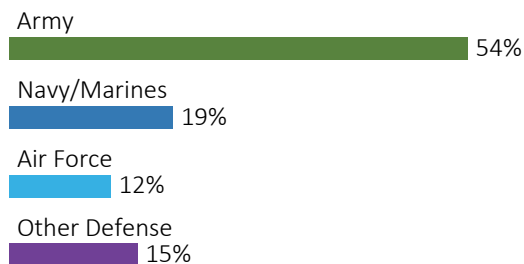


DEFENSE PERSONNEL

Allocations, By Type



Allocations, By Service



\$3.1 BILLION
TOTAL PAYROLL

56,573
TOTAL PERSONNEL

Top Defense Personnel Locations

County	Active Duty	Civilian	National Guard	Reserve	Total
Philadelphia	319	8,373	1,357	69	10,118
Allegheny	351	1,548	1,384	2,975	6,258
Cumberland	629	4,227	211	417	5,484
Lebanon	ND	1,014	3,700	165	ND
York	258	3,176	151	405	3,990
Monroe	31	2,873	37	122	3,063
Montgomery	54	352	1,544	635	2,585
Franklin	ND	2,051	169	296	ND
Dauphin	86	302	1,901	160	2,449
Cambria	17	202	725	412	1,356

PENNSYLVANIA

FISCAL YEAR 2021



TOP DEFENSE CONTRACT SPENDING LOCATIONS

(M = millions, B = billions)

Allegheny
\$3.8 B

Chester
\$1.5 B

Montgomery
\$1.2 B

Delaware
\$1.1 B

Philadelphia
\$859.8 M

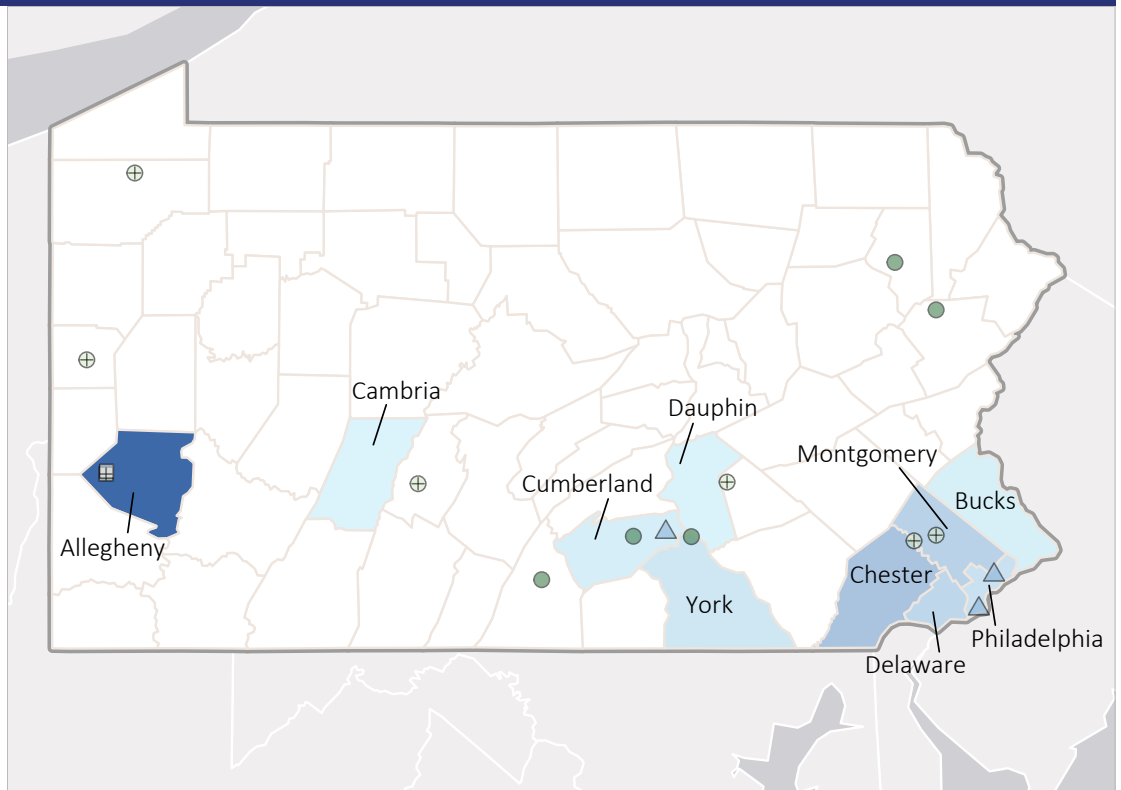
York
\$722.6 M

Cumberland
\$568.5 M

Bucks
\$526.7 M

Dauphin
\$477.4 M

Cambria
\$448.2 M



TOP DEFENSE PERSONNEL SPENDING LOCATIONS

(M = millions)

Philadelphia
\$863.3 M

Cumberland
\$447.7 M

York
\$292.4 M

Allegheny
\$275.1 M

Lebanon
\$214.1 M

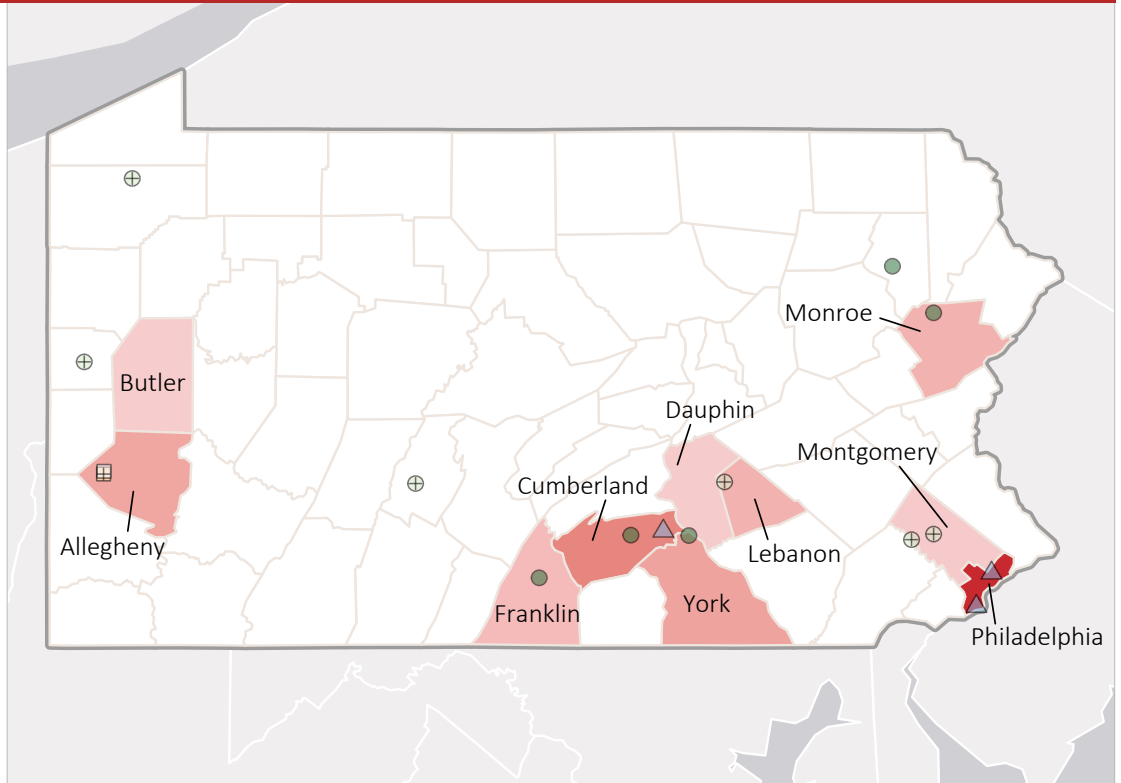
Monroe
\$210.0 M

Franklin
\$164.5 M

Montgomery
\$90.1 M

Dauphin
\$81.6 M

Butler
\$76.8 M



■ AF Active
 ■ AF Guard
 ■ AF Reserve
 ● Army Active
 ⊕ Army Guard
 ○ Army Reserve
 ◆ MC Active
 ▲ Navy Active
 ✱ WHS