

OREGON

#43
\$1.4 B SPENT IN
STATE

#51
0.5% OF STATE GDP

0.2%
OF TOTAL U.S.
DEFENSE SPENDING

\$324
PER RESIDENT

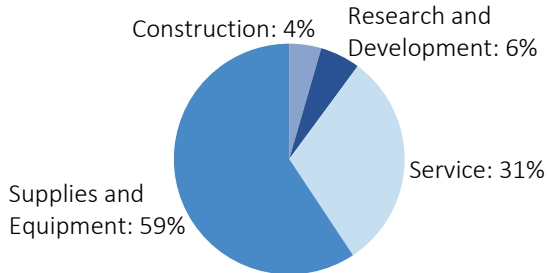
#41
\$0.8 B CONTRACT
SPENDING

#41
13,091 NUMBER OF
PERSONNEL

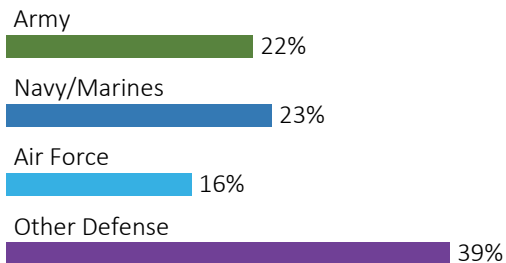
#42
\$0.6 B PERSONNEL
SPENDING

DEFENSE CONTRACTS

By Type



By Service



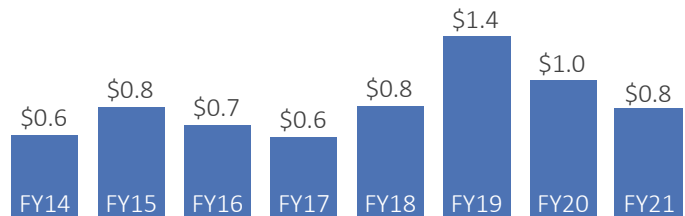
Top Defense Contractors

(M = millions)

| | |
|--------------------------|-----------|
| Vigor Industrial | \$101.0 M |
| EPIC Aviation | \$71.6 M |
| Teledyne Technologies | \$70.5 M |
| TTM Technologies | \$47.7 M |
| Saltchuk Resources, Inc. | \$36.7 M |
| Berkshire Hathaway | \$35.1 M |
| Bay West-Ahtna, JV LLC | \$26.6 M |
| Galois | \$26.0 M |
| Curtiss-Wright Corp. | \$21.1 M |
| DLX Enterprises LLC | \$19.2 M |

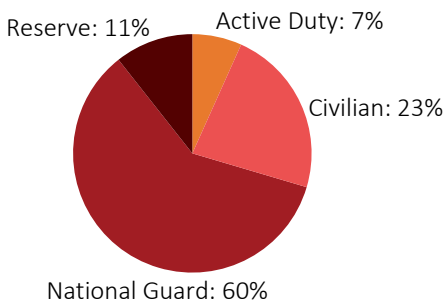
Contract Awards Performed

(By Fiscal Year, billions)

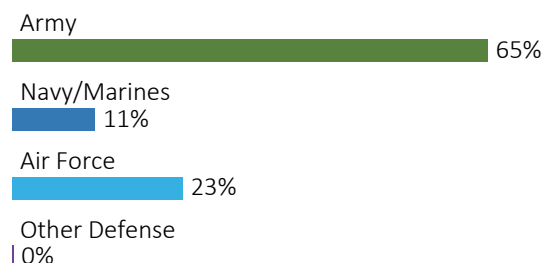


DEFENSE PERSONNEL

Allocations, By Type



Allocations, By Service



\$577.0 MILLION
TOTAL PAYROLL

13,091
TOTAL PERSONNEL

Top Defense Personnel Locations

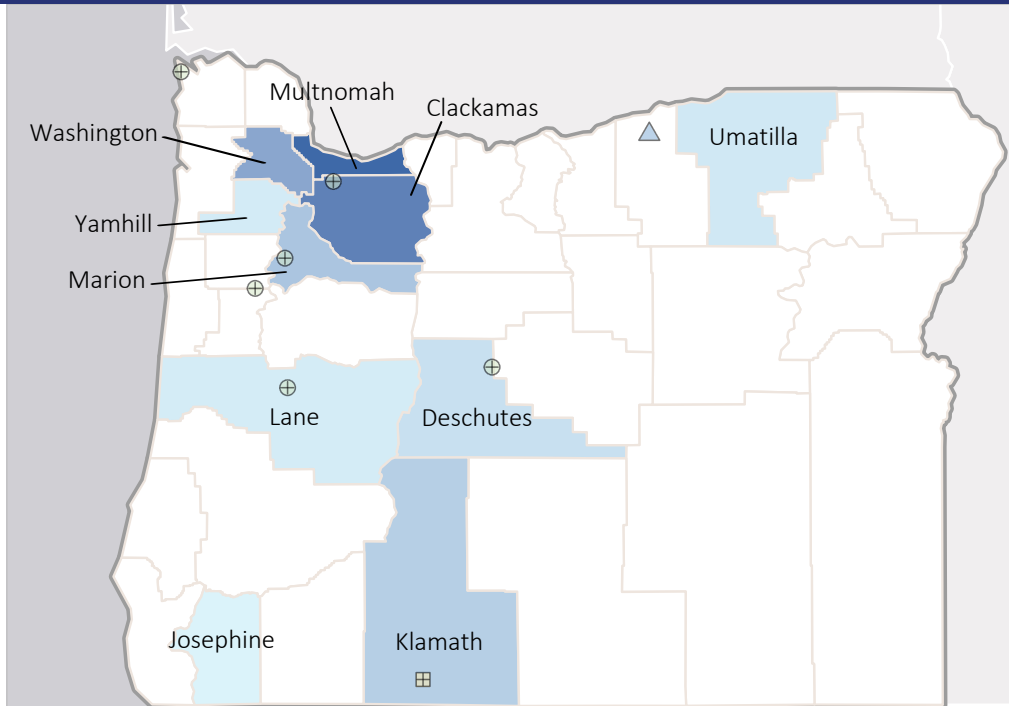
| County | Active Duty | Civilian | National Guard | Reserve | Total |
|------------|-------------|----------|----------------|---------|-------|
| Multnomah | 266 | 1,439 | 1,988 | 706 | 4,399 |
| Marion | 13 | 330 | 1,382 | ND | ND |
| Klamath | 106 | 285 | 936 | 0 | 1,327 |
| Clackamas | 29 | 176 | 646 | 393 | 1,244 |
| Lane | 50 | 142 | 372 | 288 | 852 |
| Umatilla | 0 | 165 | 354 | 0 | 519 |
| Jackson | ND | 37 | 363 | 0 | ND |
| Clatsop | 0 | 59 | 269 | 0 | 328 |
| Washington | ND | 17 | 252 | 0 | ND |
| Deschutes | ND | 33 | 197 | 0 | ND |



TOP DEFENSE CONTRACT SPENDING LOCATIONS

(M = millions)

| | |
|------------|------------------|
| Multnomah | \$207.5 M |
| Clackamas | \$171.8 M |
| Washington | \$117.8 M |
| Marion | \$75.1 M |
| Klamath | \$61.3 M |
| Deschutes | \$37.6 M |
| Umatilla | \$27.4 M |
| Yamhill | \$23.5 M |
| Lane | \$22.6 M |
| Josephine | \$13.0 M |



TOP DEFENSE PERSONNEL SPENDING LOCATIONS

(M = millions)

| | |
|-----------|------------------|
| Multnomah | \$236.7 M |
| Marion | \$74.0 M |
| Klamath | \$62.1 M |
| Clackamas | \$38.2 M |
| Lane | \$30.5 M |
| Umatilla | \$22.0 M |
| Wasco | \$13.7 M |
| Sherman | \$11.6 M |
| Jackson | \$10.2 M |
| Clatsop | \$10.2 M |

