

OHIO

#18
\$9.9 B SPENT IN
STATE

#37
1.3% OF STATE GDP

1.8%
OF TOTAL U.S.
DEFENSE SPENDING

\$844
PER RESIDENT

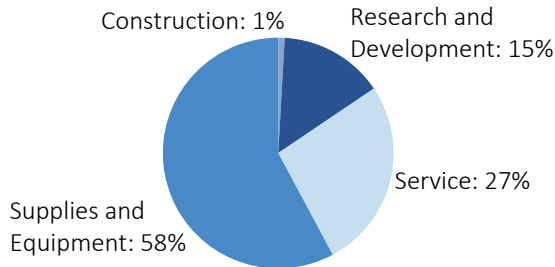
#20
\$6.3 B CONTRACT
SPENDING

#12
61,589 NUMBER OF
PERSONNEL

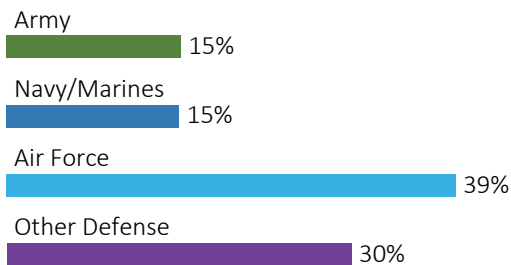
#11
\$3.6 B PERSONNEL
SPENDING

DEFENSE CONTRACTS

By Type



By Service



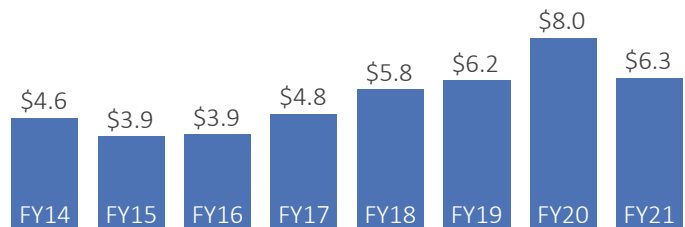
Top Defense Contractors

(M = millions)

General Electric	\$757.5 M
BAE Systems	\$334.7 M
CFM International	\$301.9 M
Federal Equipment Co.	\$184.7 M
University of Dayton	\$170.5 M
L3Harris Technologies	\$166.5 M
Raytheon Technologies	\$146.4 M
Frontier Technology, Inc.	\$128.4 M
Battelle Memorial Institute	\$120.1 M
Wornick	\$113.5 M

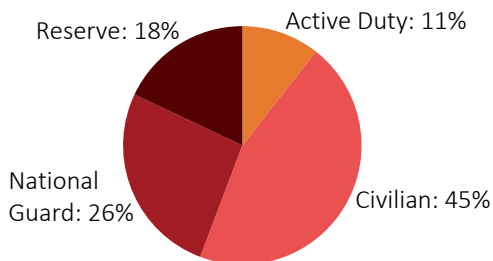
Contract Awards Performed

(By Fiscal Year, billions)



DEFENSE PERSONNEL

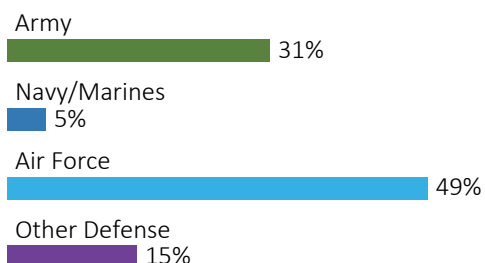
Allocations, By Type



\$3.6 BILLION
TOTAL PAYROLL

61,589
TOTAL PERSONNEL

Allocations, By Service



Top Defense Personnel Locations

County	Active Duty	Civilian	National Guard	Reserve	Total
Greene	5,385	15,038	104	2,508	23,035
Franklin	378	7,073	3,897	2,993	14,341
Cuyahoga	238	2,476	408	250	3,372
Clark	ND	319	1,636	ND	ND
Trumbull	30	58	380	1,432	1,900
Hamilton	135	266	570	897	1,868
Richland	ND	282	1,484	0	ND
Stark	32	29	689	864	1,614
Summit	ND	188	443	868	ND
Fulton	ND	0	1,027	0	ND



TOP DEFENSE CONTRACT SPENDING LOCATIONS

(M = millions, B = billions)

Greene
\$1.6 B

Hamilton
\$901.1 M

Montgomery
\$900.9 M

Franklin
\$735.0 M

Butler
\$398.5 M

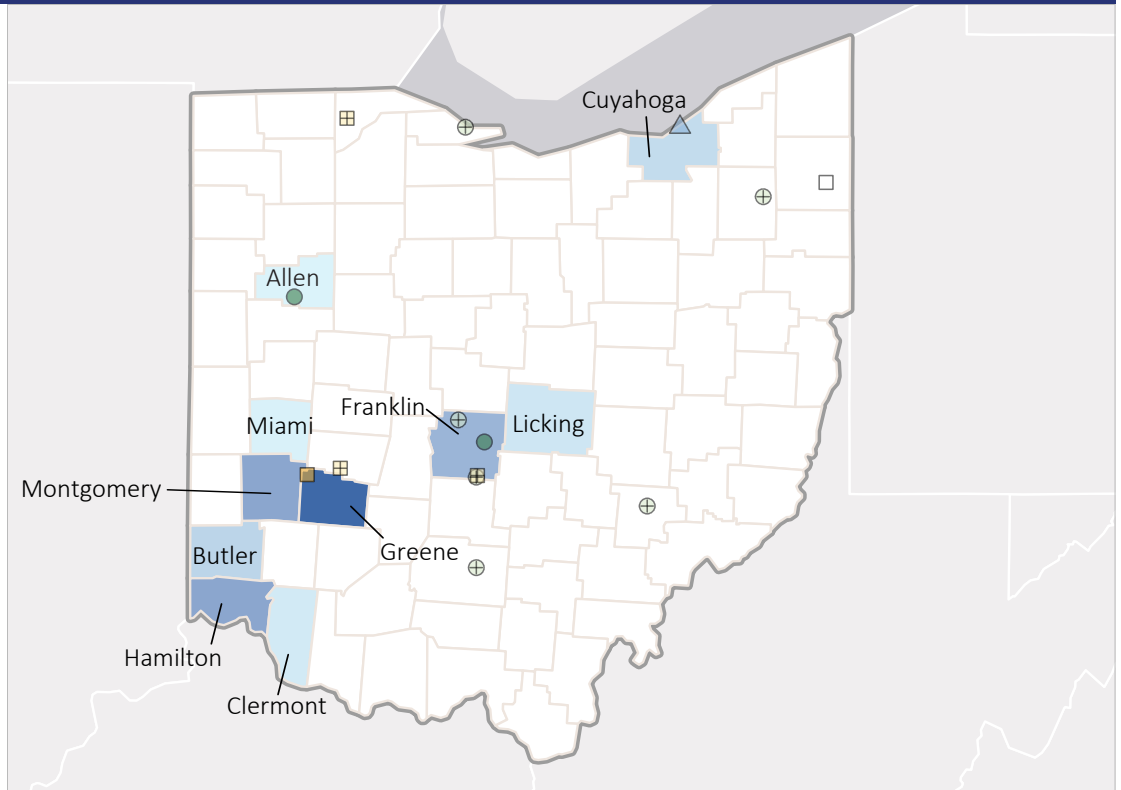
Cuyahoga
\$322.2 M

Licking
\$214.5 M

Clermont
\$175.1 M

Miami
\$105.2 M

Allen
\$81.6 M



TOP DEFENSE PERSONNEL SPENDING LOCATIONS

(M = millions, B = billions)

Greene
\$2.0 B

Franklin
\$798.7 M

Cuyahoga
\$207.5 M

Hamilton
\$73.4 M

Clark
\$65.5 M

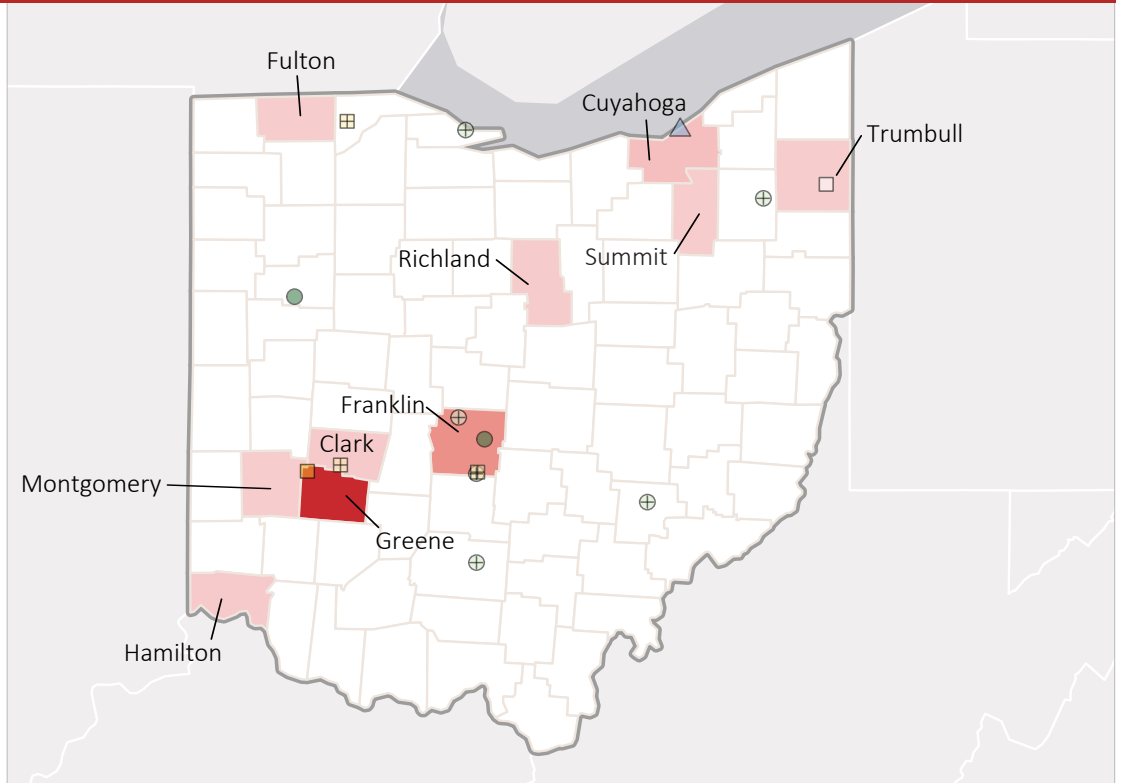
Richland
\$55.6 M

Montgomery
\$43.7 M

Fulton
\$41.8 M

Trumbull
\$41.5 M

Summit
\$40.2 M



■ AF Active
 ■ AF Guard
 AF Reserve
 ● Army Active
 ⊕ Army Guard
 Army Reserve
 ◆ MC Active
 ▲ Navy Active
 ✱ WHS