

NEW MEXICO

#33
\$3.3 B SPENT IN
STATE

#15
2.9% OF STATE GDP

0.6%
OF TOTAL U.S.
DEFENSE SPENDING

\$1,547
PER RESIDENT

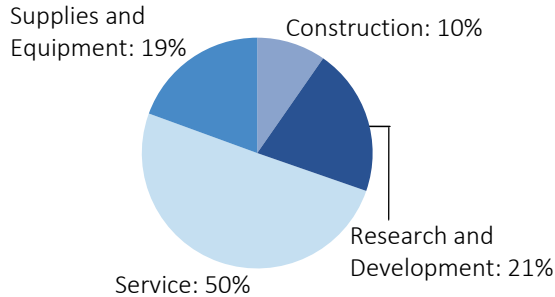
#34
\$1.8 B CONTRACT
SPENDING

#31
24,553 NUMBER OF
PERSONNEL

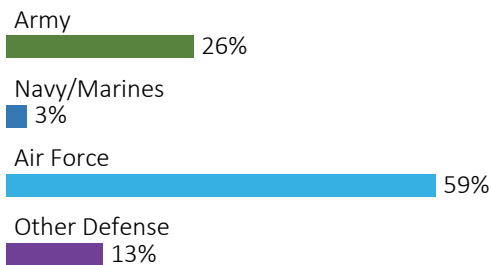
#29
\$1.5 B PERSONNEL
SPENDING

DEFENSE CONTRACTS

By Type



By Service



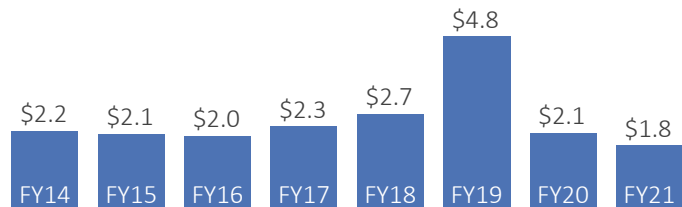
Top Defense Contractors

(M = millions)

Applied Research Associates	\$138.7 M
Rhino Health LLC	\$126.0 M
Fluor Corp.	\$105.7 M
Southwest Range Services	\$69.4 M
M1 Support Services	\$67.6 M
Crew Training International, Inc.	\$53.4 M
SGS	\$44.9 M
Boeing	\$38.4 M
Hensel Phelps Construction	\$35.5 M
Sierra Nevada Corp.	\$34.8 M

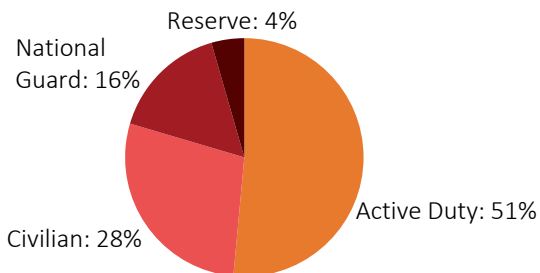
Contract Awards Performed

(By Fiscal Year, billions)

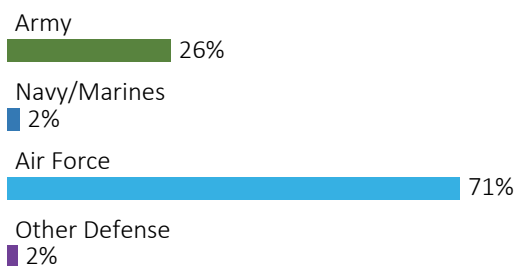


DEFENSE PERSONNEL

Allocations, By Type



Allocations, By Service



\$1.5 BILLION
TOTAL PAYROLL

24,553
TOTAL PERSONNEL

Top Defense Personnel Locations

County	Active Duty	Civilian	National Guard	Reserve	Total
Bernalillo	3,430	3,306	1,371	647	8,754
Curry	4,742	511	56	33	5,342
Otero	4,144	957	55	91	5,247
Doña Ana	292	1,732	553	113	2,690
Santa Fe	ND	235	559	210	ND
Sandoval	0	37	663	0	700
Chaves	ND	13	171	ND	ND
Valencia	0	ND	174	0	ND
San Juan	ND	ND	104	0	ND
Rio Arriba	0	12	56	0	68

NEW MEXICO

FISCAL YEAR 2021



TOP DEFENSE CONTRACT SPENDING LOCATIONS

(M = millions)

Bernalillo
\$697.8 M

Otero
\$366.2 M

Doña Ana
\$295.0 M

McKinley
\$139.3 M

Curry
\$101.7 M

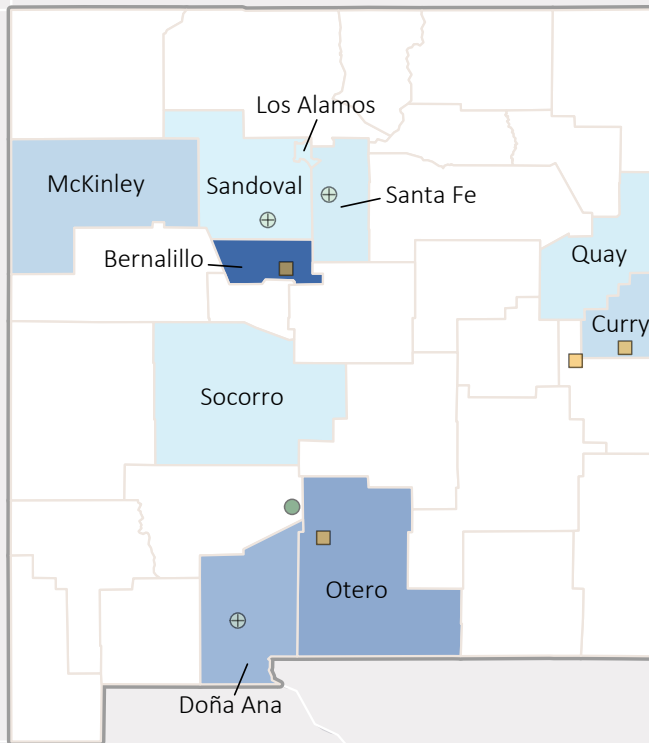
Santa Fe
\$39.2 M

Quay
\$34.8 M

Socorro
\$27.2 M

Sandoval
\$13.9 M

Los Alamos
\$10.1 M



TOP DEFENSE PERSONNEL SPENDING LOCATIONS

(M = millions)

Bernalillo
\$585.6 M

Curry
\$322.6 M

Otero
\$315.7 M

Doña Ana
\$180.6 M

Santa Fe
\$52.4 M

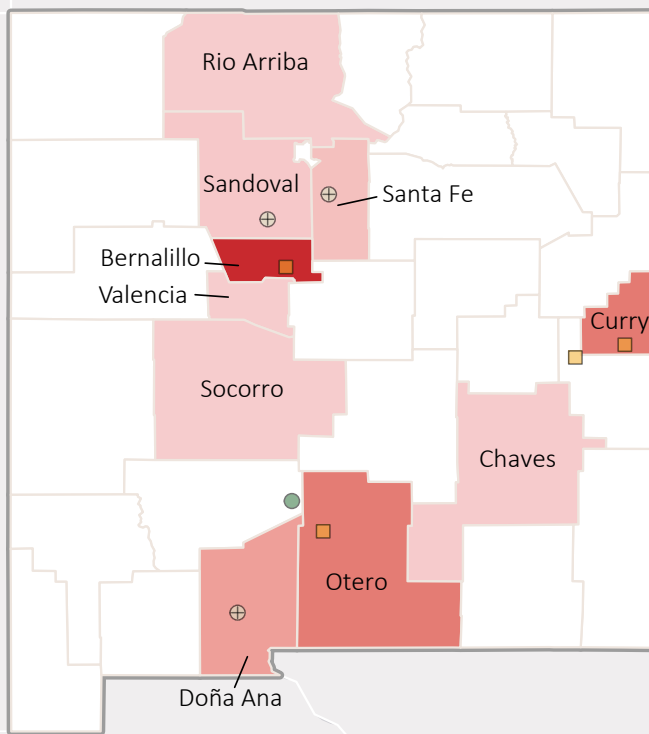
Sandoval
\$18.3 M

Chaves
\$5.6 M

Valencia
\$4.1 M

Rio Arriba
\$4.0 M

Socorro
\$3.5 M



AF Active
 AF Guard
 AF Reserve
 Army Active
 Army Guard
 Army Reserve
 MC Active
 Navy Active
 WHS