

NEW JERSEY

#21
\$9.3 B SPENT IN
STATE

#36
1.3% OF STATE GDP

1.7%
OF TOTAL U.S.
DEFENSE SPENDING

\$1,002
PER RESIDENT

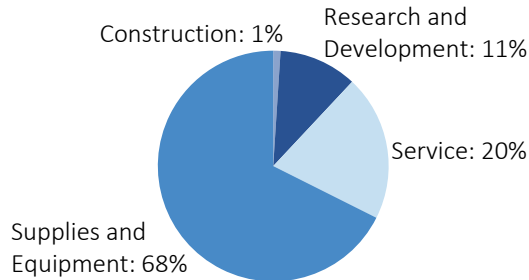
#17
\$7.3 B CONTRACT
SPENDING

#24
34,586 NUMBER OF
PERSONNEL

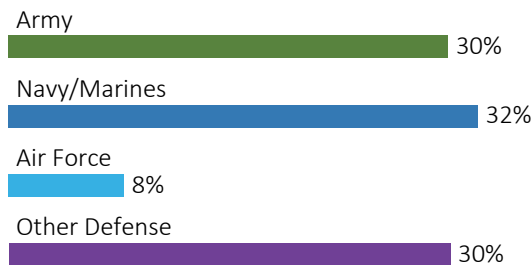
#22
\$2.0 B PERSONNEL
SPENDING

DEFENSE CONTRACTS

By Type



By Service



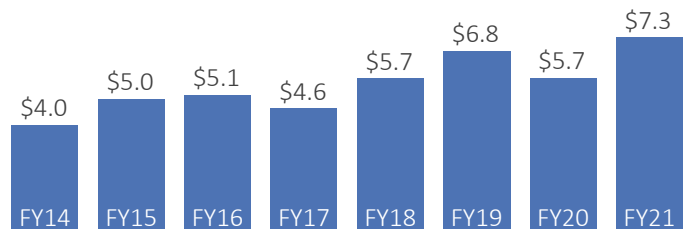
Top Defense Contractors

(M = millions, B = billions)

Lockheed Martin	\$1.6 B
Merck & Co., Inc.	\$1.2 B
Arctic Slope Regional Corp.	\$597.8 M
SAIC	\$422.8 M
L3Harris Technologies	\$354.2 M
AASKI Technology	\$123.9 M
Advanced Sciences and Technologies, LLC	\$113.5 M
Amentum Services, Inc.	\$98.0 M
URS Federal Services International, Inc.	\$79.0 M
Johnson & Johnson	\$62.4 M

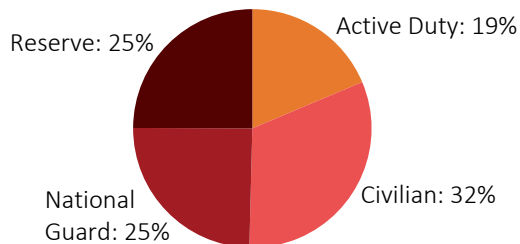
Contract Awards Performed

(By Fiscal Year, billions)

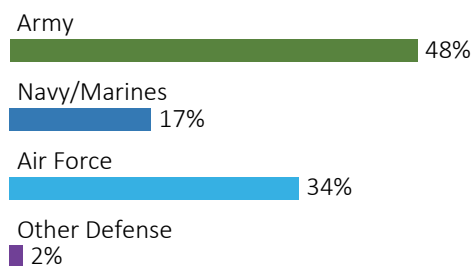


DEFENSE PERSONNEL

Allocations, By Type



Allocations, By Service



\$2.0 BILLION
TOTAL PAYROLL

34,586
TOTAL PERSONNEL

Top Defense Personnel Locations

County	Active Duty	Civilian	National Guard	Reserve	Total
Burlington	5,545	2,911	1,793	6,677	16,926
Morris	129	4,516	651	281	5,577
Ocean	258	2,256	682	42	3,238
Atlantic	ND	345	1,399	93	ND
Monmouth	263	322	690	431	1,706
Bergen	58	27	458	291	834
Camden	49	55	255	256	615
Hudson	ND	101	292	170	ND
Mercer	21	75	197	226	519
Middlesex	62	32	192	161	447

NEW JERSEY

FISCAL YEAR 2021



TOP DEFENSE CONTRACT SPENDING LOCATIONS

(M = millions, B = billions)

Burlington
\$2.7 B

Union
\$1.3 B

Morris
\$565.2 M

Essex
\$471.0 M

Camden
\$391.4 M

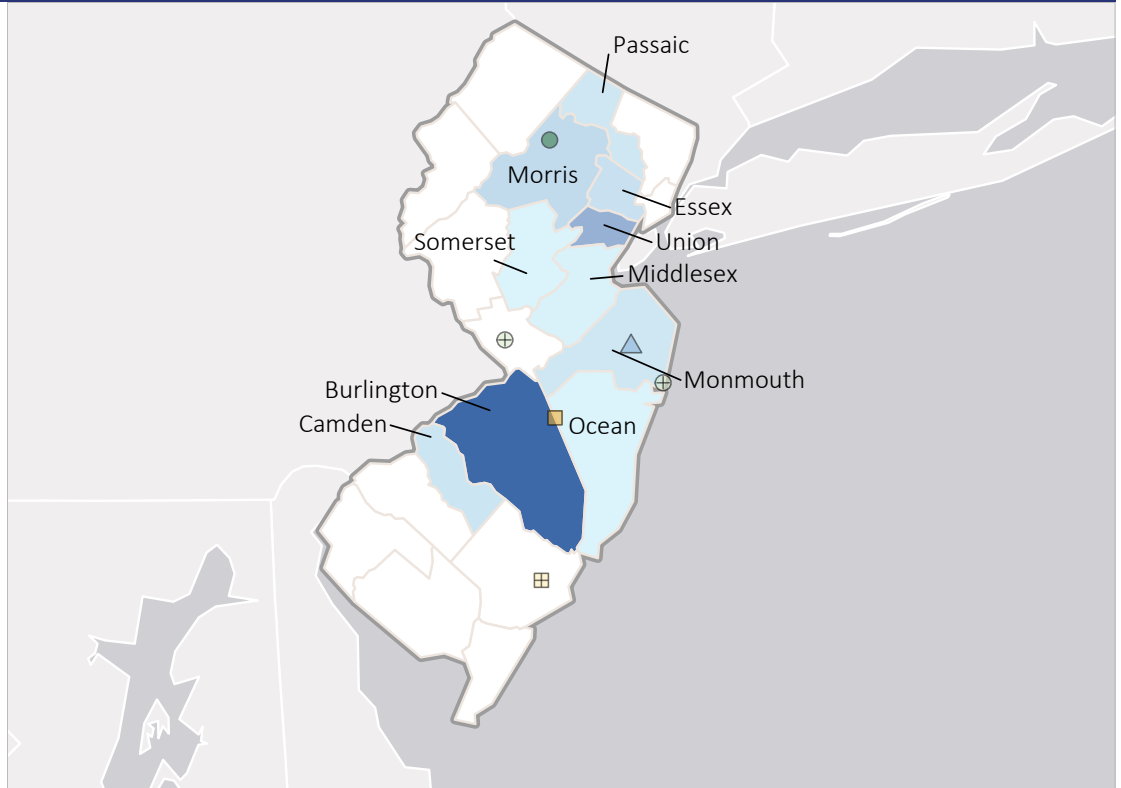
Monmouth
\$357.2 M

Passaic
\$348.7 M

Middlesex
\$176.2 M

Somerset
\$146.6 M

Ocean
\$139.0 M



TOP DEFENSE PERSONNEL SPENDING LOCATIONS

(M = millions)

Burlington
\$883.3 M

Morris
\$555.2 M

Ocean
\$277.4 M

Monmouth
\$77.1 M

Atlantic
\$71.1 M

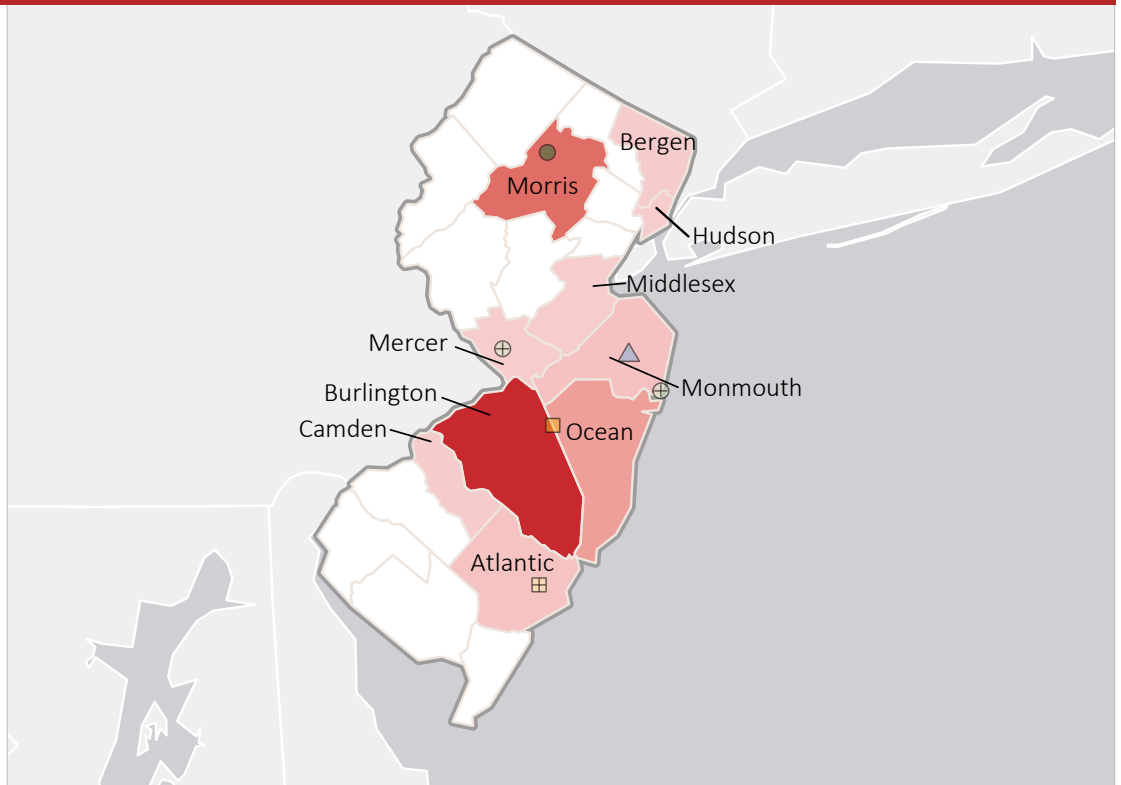
Camden
\$21.4 M

Bergen
\$21.4 M

Mercer
\$18.4 M

Hudson
\$16.3 M

Middlesex
\$16.3 M



■ AF Active
 ■ AF Guard
 ■ AF Reserve
 ● Army Active
 ⊕ Army Guard
 ○ Army Reserve
 ◆ MC Active
 ▲ Navy Active
 ✱ WHS