

NEW HAMPSHIRE

#38
\$2.3 B SPENT IN
STATE

#21
2.3% OF STATE GDP

0.4%
OF TOTAL U.S.
DEFENSE SPENDING

\$1,671
PER RESIDENT

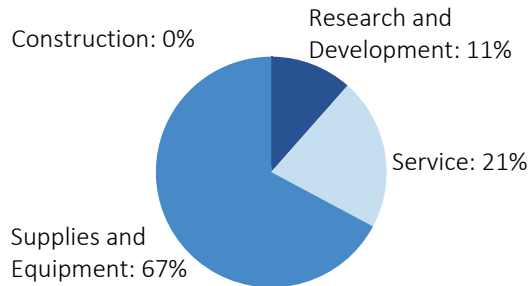
#33
\$2.0 B CONTRACT
SPENDING

#50
6,298 NUMBER OF
PERSONNEL

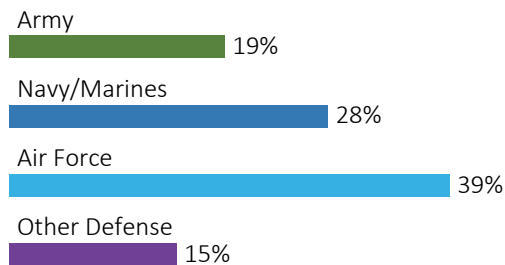
#50
\$0.3 B PERSONNEL
SPENDING

DEFENSE CONTRACTS

By Type



By Service



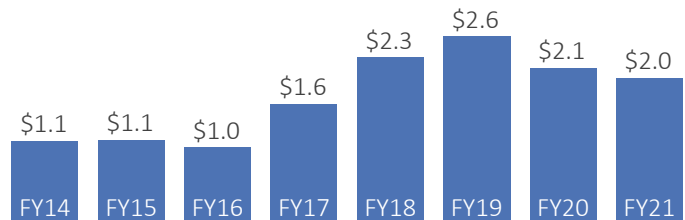
Top Defense Contractors

(M = millions, B = billions)

BAE Systems	\$1.1 B
L3Harris Technologies	\$102.9 M
Methuen Construction	\$62.6 M
Renco Corp.	\$48.1 M
Elbit Systems	\$43.0 M
Amphenol Corp.	\$41.7 M
CDM/Cape A, JV	\$25.3 M
L & C Protec, Inc.	\$23.1 M
Solid State Scientific Corp.	\$21.6 M
Haigh-Farr, Inc.	\$20.8 M

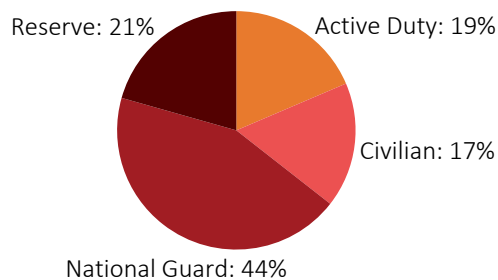
Contract Awards Performed

(By Fiscal Year, billions)



DEFENSE PERSONNEL

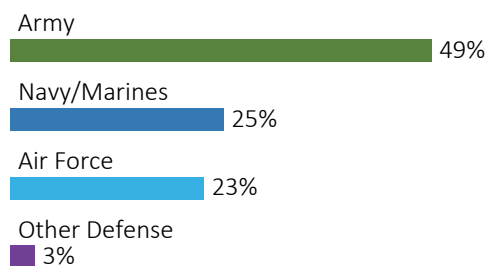
Allocations, By Type



\$311.2 MILLION
TOTAL PAYROLL

6,298
TOTAL PERSONNEL

Allocations, By Service



Top Defense Personnel Locations

County	Active Duty	Civilian	National Guard	Reserve	Total
Rockingham	302	420	1,136	1,014	2,872
Merrimack	ND	200	742	ND	ND
Hillsborough	57	183	633	ND	ND
Strafford	14	18	129	243	404
Grafton	ND	238	120	0	ND
Cheshire	ND	ND	0	37	ND
Belknap	0	ND	0	0	ND
Carroll	ND	ND	0	0	ND
Sullivan	0	ND	0	0	ND

NEW HAMPSHIRE

FISCAL YEAR 2021



TOP DEFENSE CONTRACT SPENDING LOCATIONS

(K = thousands, M = millions, B = billions)

Hillsborough
\$1.4 B

Rockingham
\$356.9 M

Grafton
\$67.7 M

Coos
\$48.8 M

Sullivan
\$27.9 M

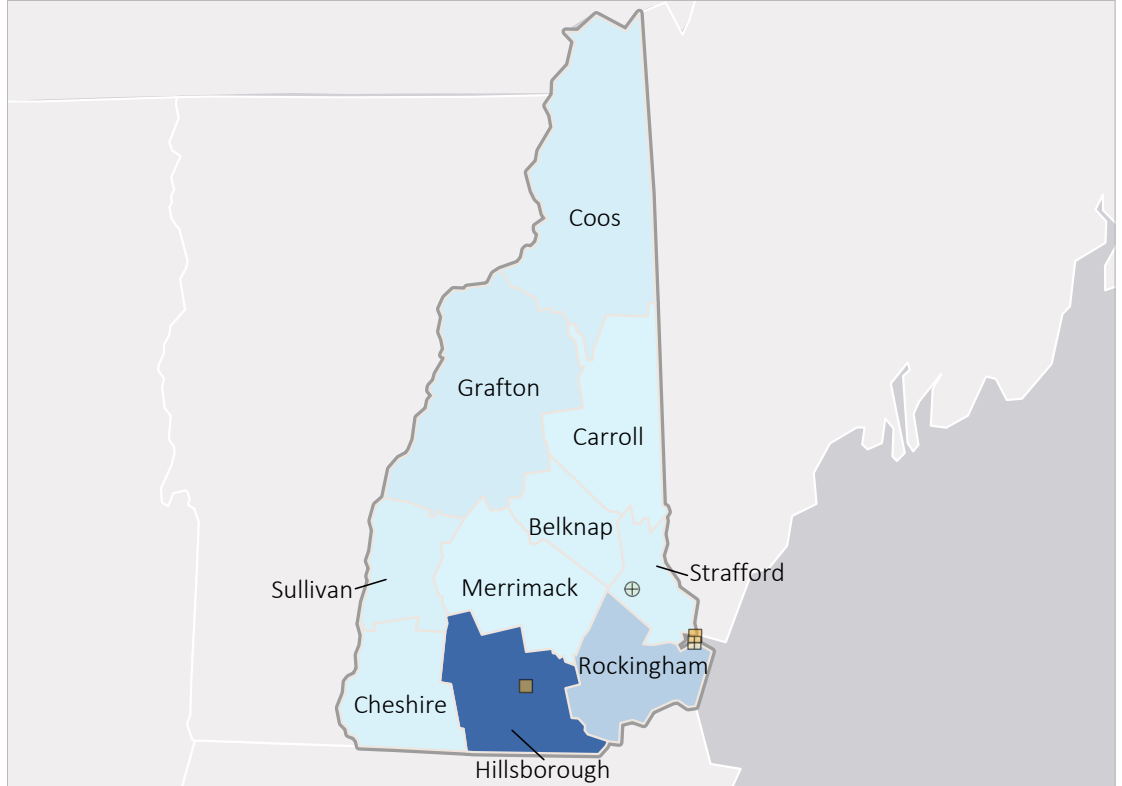
Strafford
\$17.5 M

Cheshire
\$16.8 M

Belknap
\$13.0 M

Merrimack
\$4.7 M

Carroll
\$25.1 K



TOP DEFENSE PERSONNEL SPENDING LOCATIONS

(K = thousands, M = millions)

Rockingham
\$121.5 M

Merrimack
\$49.2 M

Hillsborough
\$44.7 M

Grafton
\$24.3 M

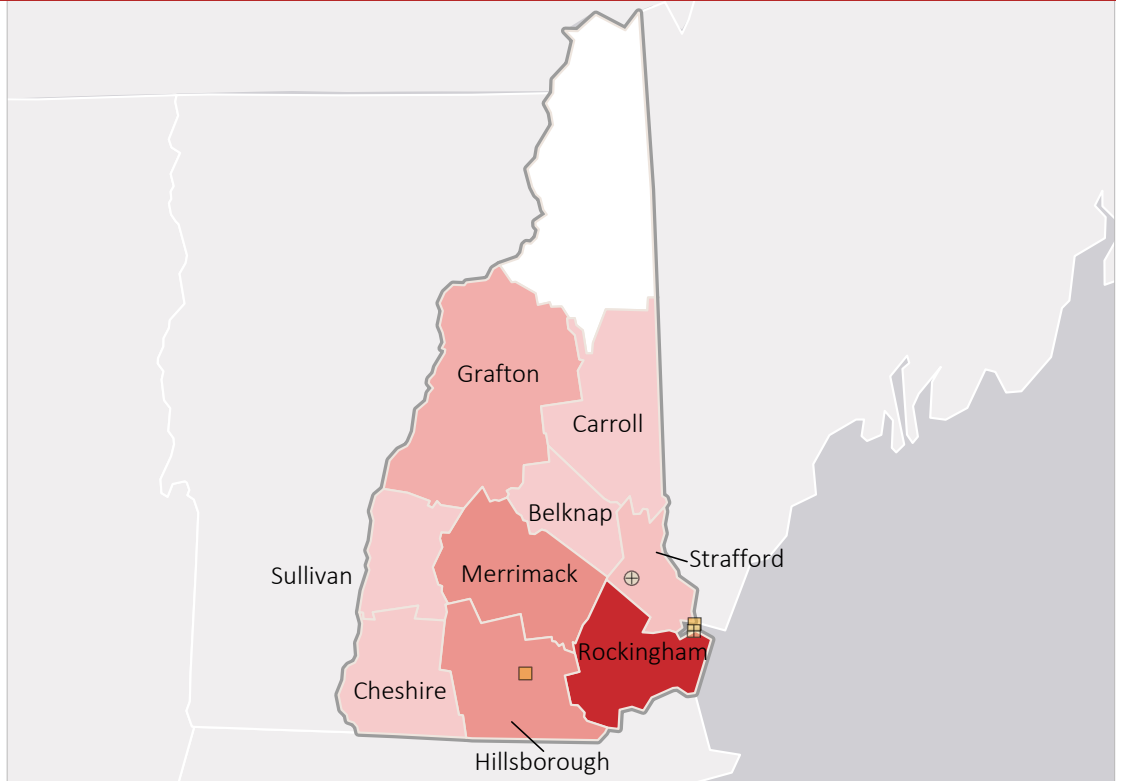
Strafford
\$9.3 M

Cheshire
\$1.2 M

Belknap
\$247.9 K

Sullivan
\$78.1 K

Carroll
\$41.8 K



AF Active
 AF Guard
 AF Reserve
 Army Active
 Army Guard
 Army Reserve
 MC Active
 Navy Active
 WHS