

NEBRASKA

#42
\$1.7 B SPENT IN
STATE

#42
1.1% OF STATE GDP

0.3%
OF TOTAL U.S.
DEFENSE SPENDING

\$844
PER RESIDENT

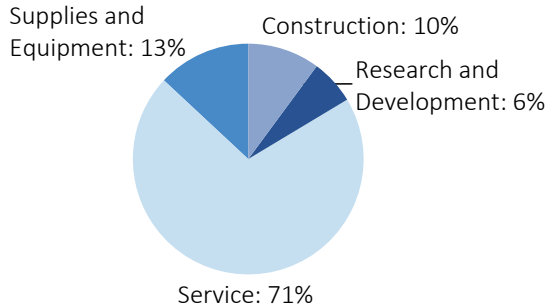
#43
\$0.7 B CONTRACT
SPENDING

#37
16,608 NUMBER OF
PERSONNEL

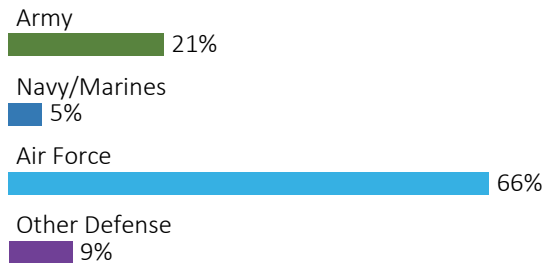
#34
\$1.0 B PERSONNEL
SPENDING

DEFENSE CONTRACTS

By Type



By Service



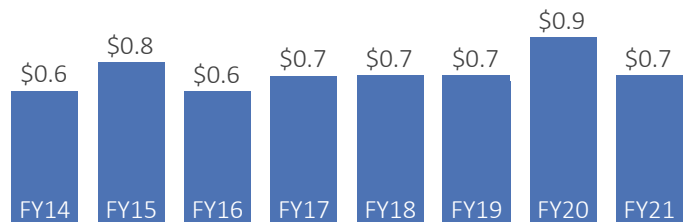
Top Defense Contractors

(M = millions)

Peraton Corp.	\$97.1 M
Medvolt Construction Services	\$54.5 M
SAIC	\$43.6 M
Northrop Grumman	\$39.8 M
Gilbane	\$21.4 M
Medvolt-Komada, JV	\$17.5 M
Metgreen Solutions, Inc.	\$17.4 M
Booz Allen Hamilton	\$17.1 M
Raytheon Technologies	\$16.2 M
Covenant Russell LLC	\$15.1 M

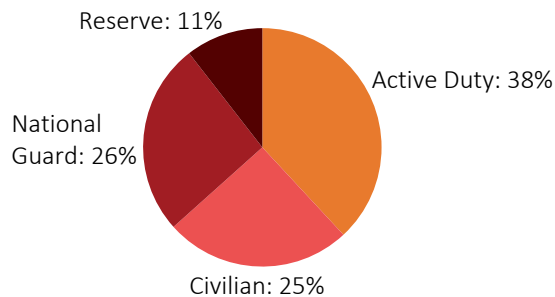
Contract Awards Performed

(By Fiscal Year, billions)

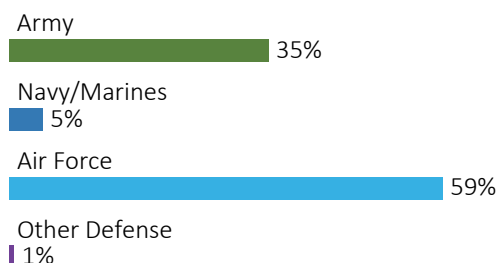


DEFENSE PERSONNEL

Allocations, By Type



Allocations, By Service



\$965.9 MILLION
TOTAL PAYROLL

16,608
TOTAL PERSONNEL

Top Defense Personnel Locations

County	Active Duty	Civilian	National Guard	Reserve	Total
Sarpy	6,172	2,585	76	622	9,455
Lancaster	33	524	2,078	201	2,836
Douglas	95	891	276	542	1,804
Saunders	0	29	690	0	719
Hall	16	38	249	0	303
Adams	0	20	191	31	242
Dodge	0	ND	0	165	ND
Buffalo	ND	ND	124	36	ND
Platte	0	ND	124	43	ND
Madison	0	11	94	29	134



TOP DEFENSE CONTRACT SPENDING LOCATIONS

(M = millions)

Sarpy
\$550.6 M

Douglas
\$65.4 M

Lancaster
\$24.4 M

Madison
\$9.7 M

Thurston
\$7.4 M

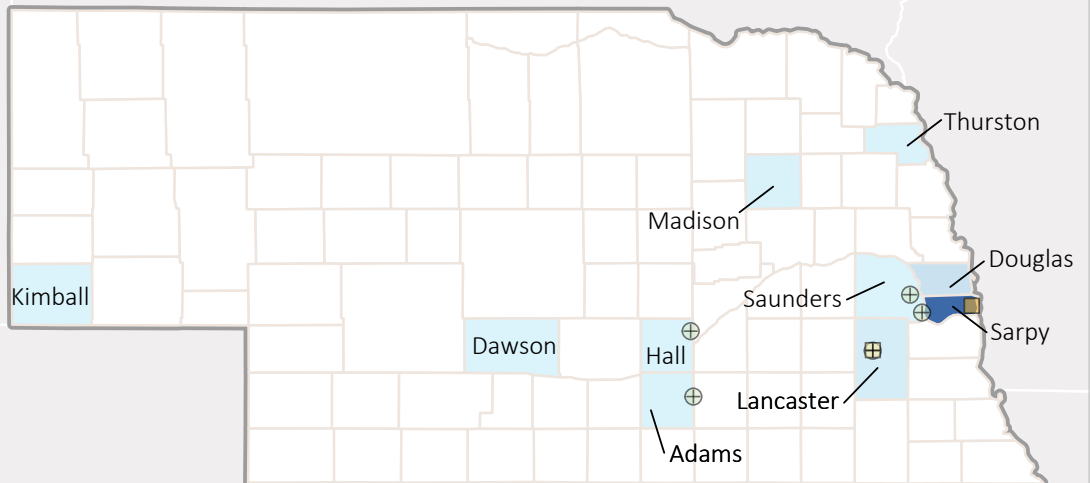
Adams
\$6.2 M

Saunders
\$2.9 M

Hall
\$2.7 M

Dawson
\$2.2 M

Kimball
\$2.0 M



TOP DEFENSE PERSONNEL SPENDING LOCATIONS

(M = millions)

Sarpy
\$692.9 M

Lancaster
\$110.9 M

Douglas
\$102.3 M

Saunders
\$17.8 M

Hall
\$9.5 M

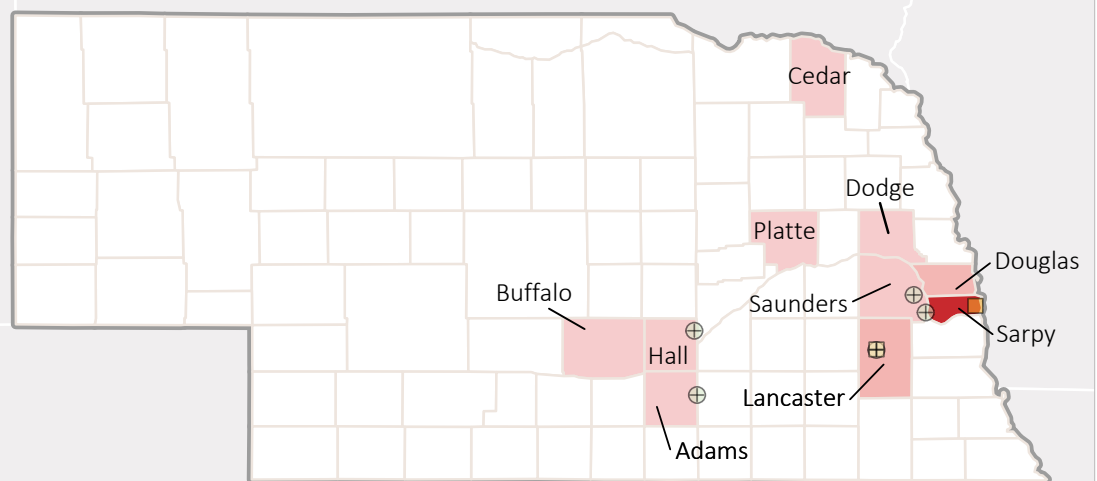
Adams
\$5.0 M

Buffalo
\$4.3 M

Cedar
\$4.0 M

Dodge
\$3.6 M

Platte
\$3.3 M



AF Active



AF Guard



AF Reserve



Army Active



Army Guard



Army Reserve



MC Active



Navy Active



WHS