

NORTH DAKOTA

#45
\$0.9 B SPENT IN
STATE

#33
1.4% OF STATE GDP

0.2%
OF TOTAL U.S.
DEFENSE SPENDING

\$1,165
PER RESIDENT

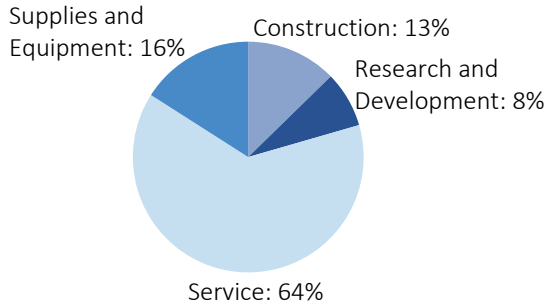
#49
\$0.2 B CONTRACT
SPENDING

#39
13,925 NUMBER OF
PERSONNEL

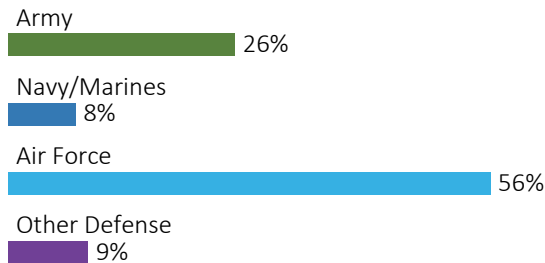
#40
\$0.7 B PERSONNEL
SPENDING

DEFENSE CONTRACTS

By Type



By Service



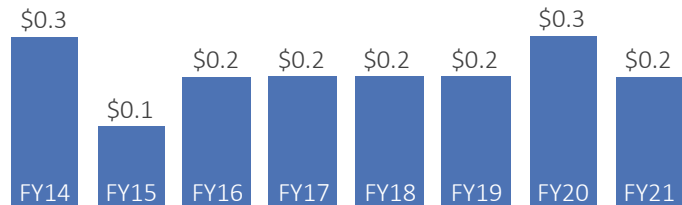
Top Defense Contractors

(M = millions)

| | |
|-----------------------------|----------|
| Four Tribes Enterprises LLC | \$20.6 M |
| Strata Corp. | \$15.7 M |
| Earthmovers, Inc. | \$15.3 M |
| Gast Construction Co., Inc. | \$13.4 M |
| Pro-Mark Services | \$11.9 M |
| Ideal Aerosmith, Inc. | \$9.0 M |
| Summit Technical Solutions | \$8.6 M |
| Dakco Distributors | \$8.4 M |
| Packet Digital LLC | \$7.1 M |
| Johnson Controls | \$5.2 M |

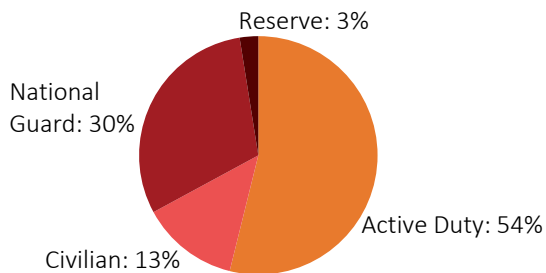
Contract Awards Performed

(By Fiscal Year, billions)



DEFENSE PERSONNEL

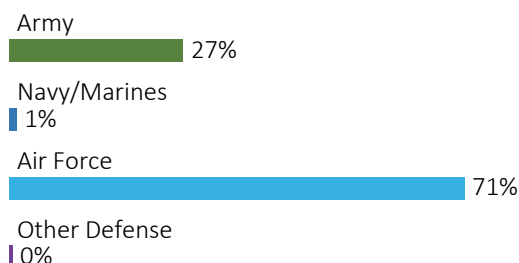
Allocations, By Type



\$691.2 MILLION
TOTAL PAYROLL

13,925
TOTAL PERSONNEL

Allocations, By Service



Top Defense Personnel Locations

| County | Active Duty | Civilian | National Guard | Reserve | Total |
|-------------|-------------|----------|----------------|---------|-------|
| Ward | 5,705 | 713 | 302 | 28 | 6,748 |
| Grand Forks | 1,724 | 371 | 347 | 58 | 2,500 |
| Cass | 20 | 328 | 1,614 | 160 | 2,122 |
| Burleigh | ND | 270 | 973 | 40 | ND |
| Ramsey | 0 | 64 | 352 | 0 | 416 |
| Richland | ND | 0 | 162 | 63 | ND |
| Stutsman | 0 | ND | 116 | 0 | ND |
| Barnes | 0 | 20 | 88 | 0 | 108 |
| Stark | 0 | ND | 74 | 0 | ND |
| Lamoure | 0 | ND | 63 | 0 | ND |

NORTH DAKOTA

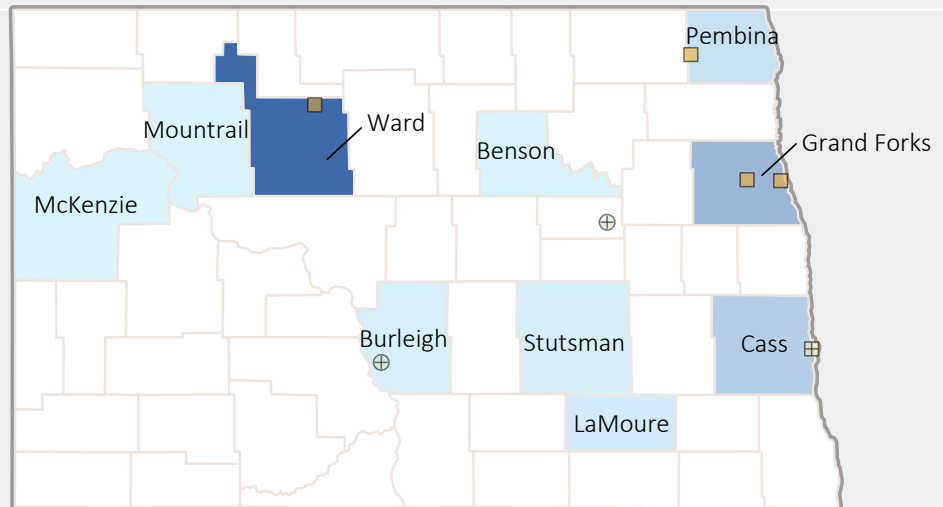
FISCAL YEAR 2021



TOP DEFENSE CONTRACT SPENDING LOCATIONS

(K = thousands, M = millions)

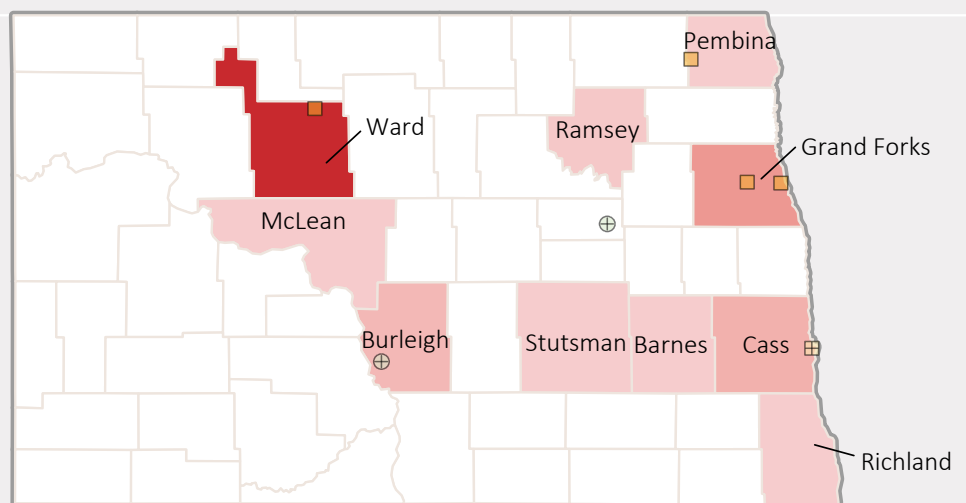
| | |
|-------------|------------------|
| Ward | \$99.6 M |
| Grand Forks | \$42.6 M |
| Cass | \$26.0 M |
| Pembina | \$13.2 M |
| LaMoure | \$6.2 M |
| Stutsman | \$4.2 M |
| Burleigh | \$3.6 M |
| Benson | \$1.6 M |
| Mountrail | \$1.3 M |
| McKenzie | \$850.5 K |



TOP DEFENSE PERSONNEL SPENDING LOCATIONS

(M = millions)

| | |
|-------------|------------------|
| Ward | \$389.2 M |
| Grand Forks | \$137.0 M |
| Cass | \$73.9 M |
| Burleigh | \$54.3 M |
| Ramsey | \$14.0 M |
| McLean | \$5.0 M |
| Pembina | \$3.4 M |
| Richland | \$3.4 M |
| Barnes | \$3.2 M |
| Stutsman | \$2.4 M |



■ AF Active
 ■ AF Guard
 AF Reserve
 ● Army Active
 ⊕ Army Guard
 Army Reserve
 ◆ MC Active
 ▲ Navy Active
 * WHS