

NORTH CAROLINA

#17
\$11.7 B SPENT IN
STATE

#27
1.7% OF STATE GDP

2.1%
OF TOTAL U.S.
DEFENSE SPENDING

\$1,113
PER RESIDENT

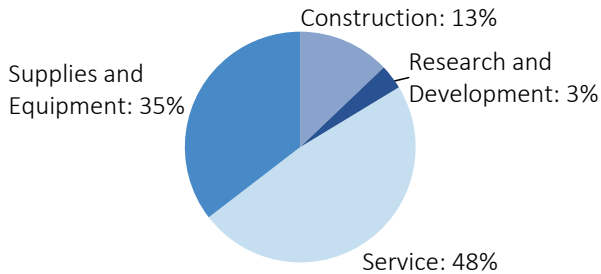
#25
\$4.2 B CONTRACT
SPENDING

#4
143,448 NUMBER
OF PERSONNEL

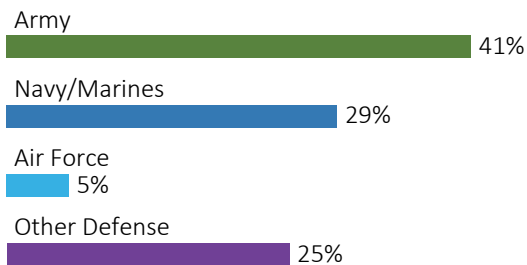
#6
\$7.6 B PERSONNEL
SPENDING

DEFENSE CONTRACTS

By Type



By Service



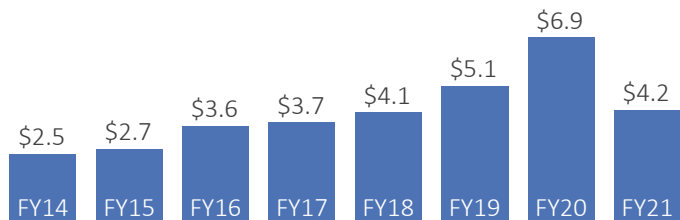
Top Defense Contractors

(M = millions)

GlaxoSmithKline	\$314.5 M
Booz Allen Hamilton	\$207.1 M
Walsh Group	\$151.1 M
RC Construction Co.-Millstone Weber, JV	\$81.6 M
Sodexo	\$80.2 M
Chemring Group	\$69.2 M
US Foods Holding	\$58.7 M
CACI	\$58.0 M
International Textile Group	\$53.9 M
Worldwide Language Resources	\$53.8 M

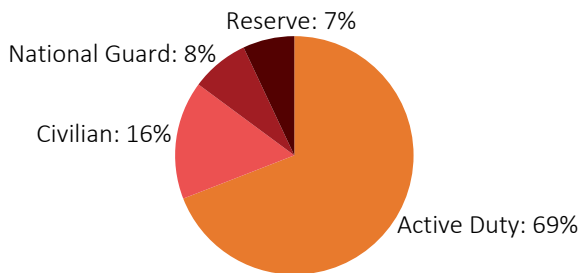
Contract Awards Performed

(By Fiscal Year, billions)

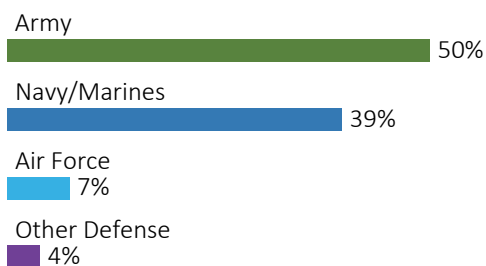


DEFENSE PERSONNEL

Allocations, By Type



Allocations, By Service



\$7.6 BILLION
TOTAL PAYROLL

143,448
TOTAL PERSONNEL

Top Defense Personnel Locations

County	Active Duty	Civilian	National Guard	Reserve	Total
Cumberland	48,406	10,663	657	2,188	61,914
Onslow	36,990	4,002	118	561	41,671
Craven	5,429	4,891	155	25	10,500
Wayne	4,282	827	227	1,513	6,849
Wake	599	756	1,403	2,222	4,980
Mecklenburg	244	476	1,599	1,047	3,366
Guilford	38	135	554	936	1,663
New Hanover	ND	306	197	268	ND
Rowan	0	74	186	349	609
Caldwell	353	28	151	0	532

NORTH CAROLINA

FISCAL YEAR 2021



TOP DEFENSE CONTRACT SPENDING LOCATIONS

(M = millions, B = billions)

Cumberland
\$1.2 B

Onslow
\$943.7 M

Durham
\$370.5 M

Craven
\$307.2 M

Wake
\$225.1 M

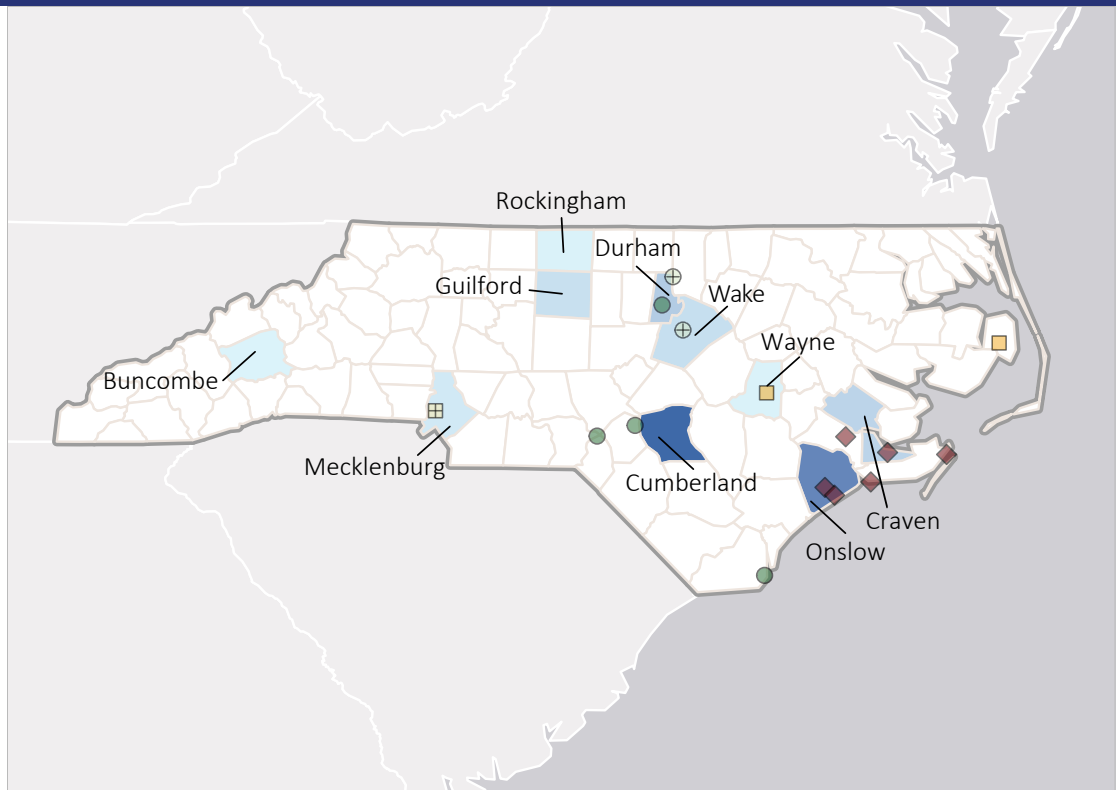
Guilford
\$216.7 M

Mecklenburg
\$145.2 M

Wayne
\$81.5 M

Rockingham
\$79.0 M

Buncombe
\$71.6 M



TOP DEFENSE PERSONNEL SPENDING LOCATIONS

(M = millions, B = billions)

Cumberland
\$4.2 B

Onslow
\$1.7 B

Craven
\$595.2 M

Wayne
\$344.1 M

Wake
\$190.1 M

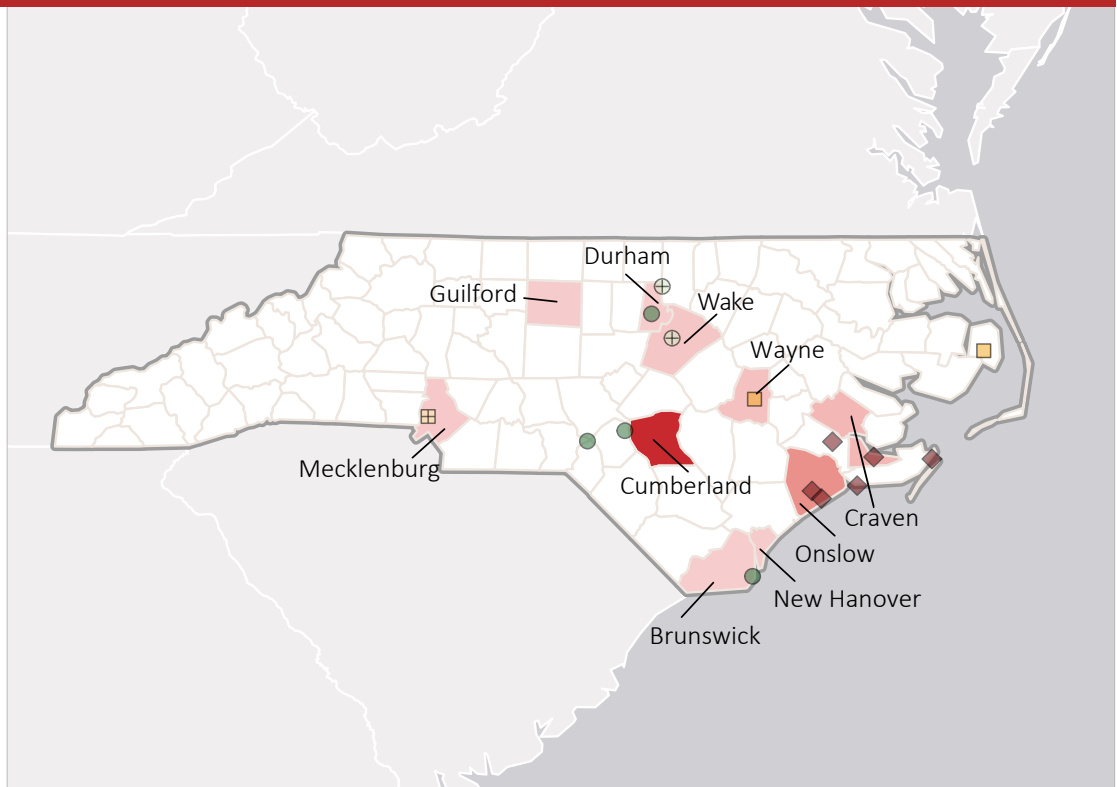
Mecklenburg
\$125.7 M

Guilford
\$45.1 M

New Hanover
\$41.4 M

Durham
\$26.0 M

Brunswick
\$21.3 M



■ AF Active
 ■ AF Guard
 AF Reserve
 ● Army Active
 ⊕ Army Guard
 Army Reserve
 ◆ MC Active
 ▲ Navy Active
 * WHS