

MISSISSIPPI

#28
\$5.6 B SPENT IN
STATE

#9
4.3% OF STATE GDP

1.0%
OF TOTAL U.S.
DEFENSE SPENDING

\$1,911
PER RESIDENT

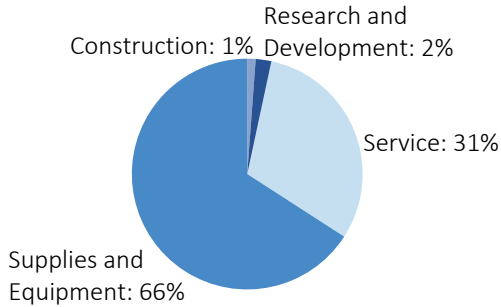
#26
\$3.8 B CONTRACT
SPENDING

#23
36,538 NUMBER OF
PERSONNEL

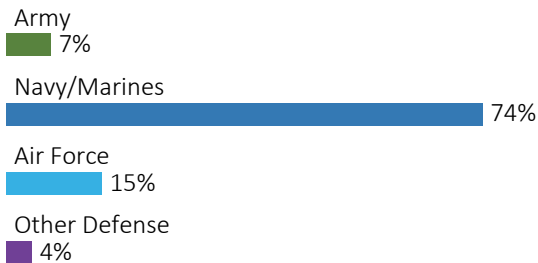
#26
\$1.8 B PERSONNEL
SPENDING

DEFENSE CONTRACTS

By Type



By Service



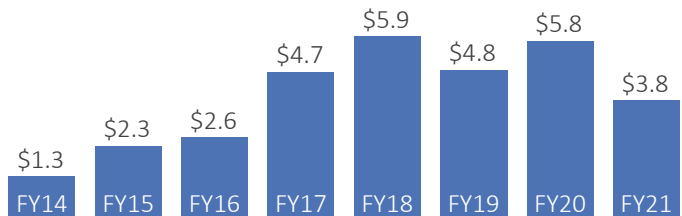
Top Defense Contractors

(M = millions, B = billions)

Huntington Ingalls	\$2.0 B
L3Harris Technologies	\$741.1 M
ST Engineering	\$190.7 M
Raytheon Technologies	\$106.2 M
United States Marine, Inc.	\$47.9 M
Olin Corp.	\$43.6 M
M1 Support Services	\$39.9 M
Mississippi State University	\$26.7 M
Penguin Computing, Inc.	\$25.5 M
Vectrus	\$24.4 M

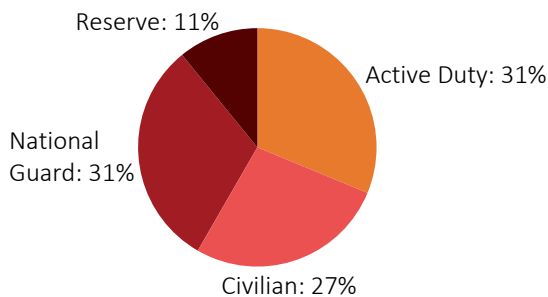
Contract Awards Performed

(By Fiscal Year, billions)

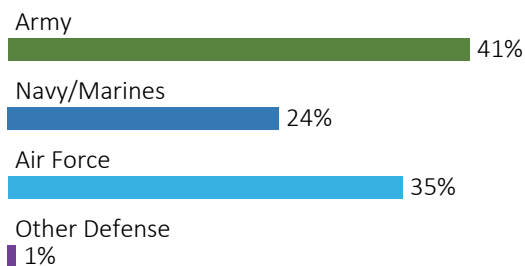


DEFENSE PERSONNEL

Allocations, By Type



Allocations, By Service



\$1.8 BILLION
TOTAL PAYROLL

36,538
TOTAL PERSONNEL

Top Defense Personnel Locations

County	Active Duty	Civilian	National Guard	Reserve	Total
Harrison	7,932	2,417	946	2,053	13,348
Lauderdale	1,018	666	1,274	325	3,283
Warren	ND	2,609	147	257	ND
Hinds	44	427	1,403	403	2,277
Lowndes	1,329	605	86	94	2,114
Hancock	512	1,346	58	ND	ND
Forrest	349	398	796	188	1,731
Rankin	ND	337	1,337	0	ND
Jackson	68	571	146	24	809
Lee	24	97	433	111	665



TOP DEFENSE CONTRACT SPENDING LOCATIONS

(M = millions, B = billions)

Jackson
\$2.2 B

Madison
\$734.1 M

Harrison
\$214.8 M

Warren
\$117.6 M

Scott
\$103.8 M

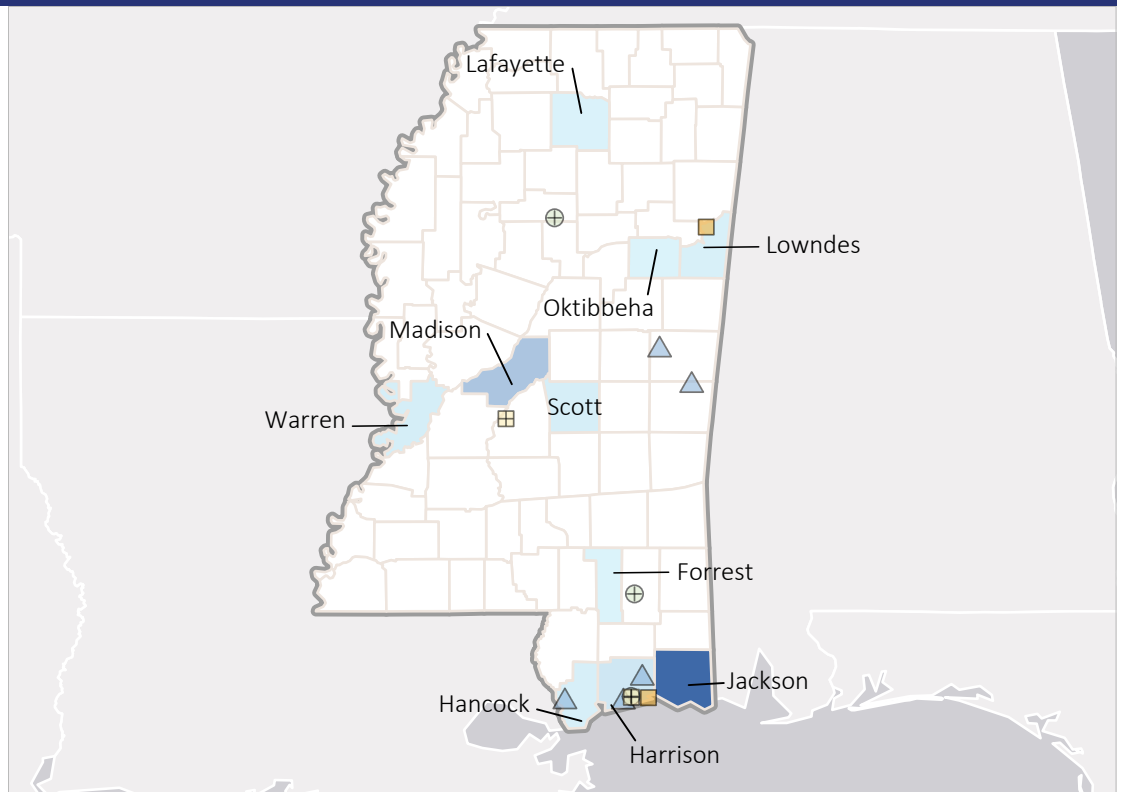
Hancock
\$93.4 M

Lowndes
\$86.8 M

Lafayette
\$47.1 M

Oktibbeha
\$42.4 M

Forrest
\$36.0 M



TOP DEFENSE PERSONNEL SPENDING LOCATIONS

(M = millions)

Harrison
\$633.2 M

Warren
\$235.7 M

Hancock
\$164.1 M

Lowndes
\$142.7 M

Lauderdale
\$137.8 M

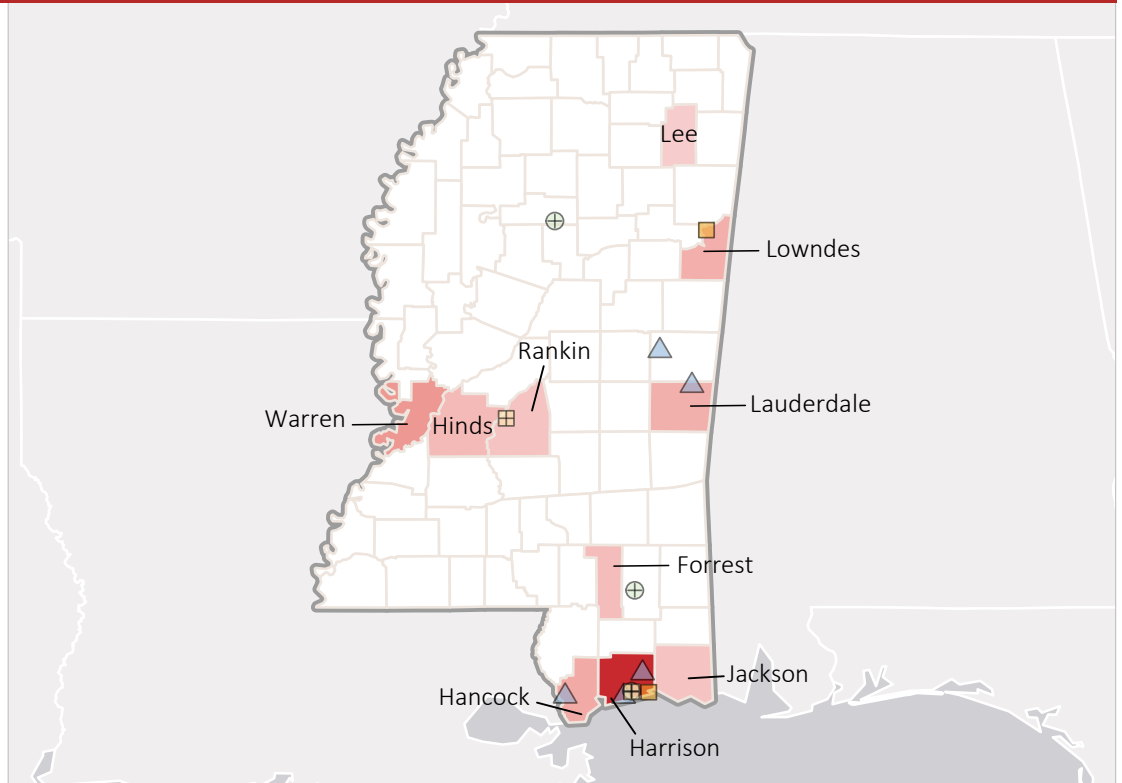
Hinds
\$98.1 M

Forrest
\$85.7 M

Jackson
\$62.1 M

Rankin
\$61.0 M

Lee
\$23.8 M



■ AF Active
 ■ AF Guard
 ■ AF Reserve
 ● Army Active
 ● Army Guard
 ○ Army Reserve
 ◆ MC Active
 ▲ Navy Active
 ✱ WHS