

LOUISIANA

#32
\$3.6 B SPENT IN
STATE

#34
1.3% OF STATE GDP

0.6%
OF TOTAL U.S.
DEFENSE SPENDING

\$768
PER RESIDENT

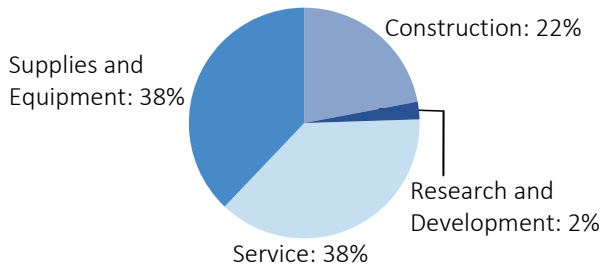
#37
\$1.7 B CONTRACT
SPENDING

#22
37,571 NUMBER OF
PERSONNEL

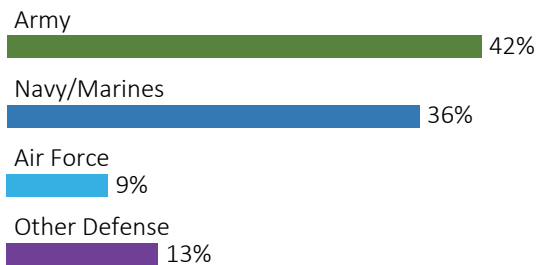
#25
\$1.9 B PERSONNEL
SPENDING

DEFENSE CONTRACTS

By Type



By Service



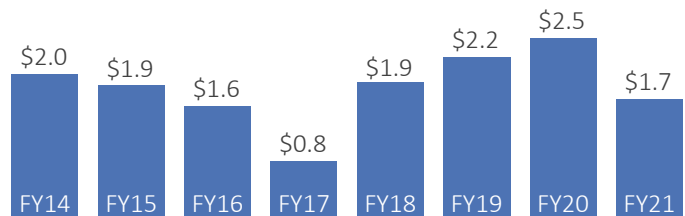
Top Defense Contractors

(M = millions)

Thoma-Sea Marine Constructors	\$197.4 M
Placid Refining Co.	\$94.8 M
Nova Global Supply and Services	\$64.7 M
Swiftships	\$62.1 M
Phylway Construction LLC	\$59.6 M
Hornbeck Offshore Services	\$48.1 M
Amentum Services, Inc.	\$47.6 M
Great Lakes Dredge and Dock	\$37.0 M
Gravois Aluminum Boats	\$32.6 M
JGILS	\$30.8 M

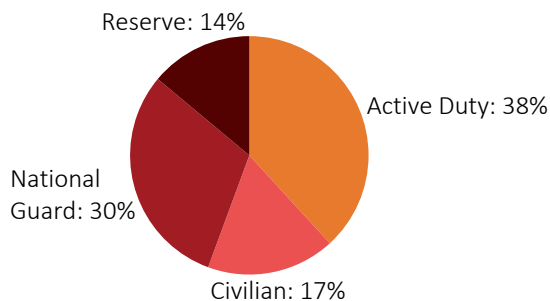
Contract Awards Performed

(By Fiscal Year, billions)



DEFENSE PERSONNEL

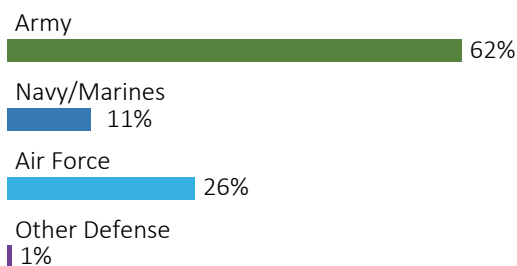
Allocations, By Type



\$1.9 BILLION
TOTAL PAYROLL

37,571
TOTAL PERSONNEL

Allocations, By Service



Top Defense Personnel Locations

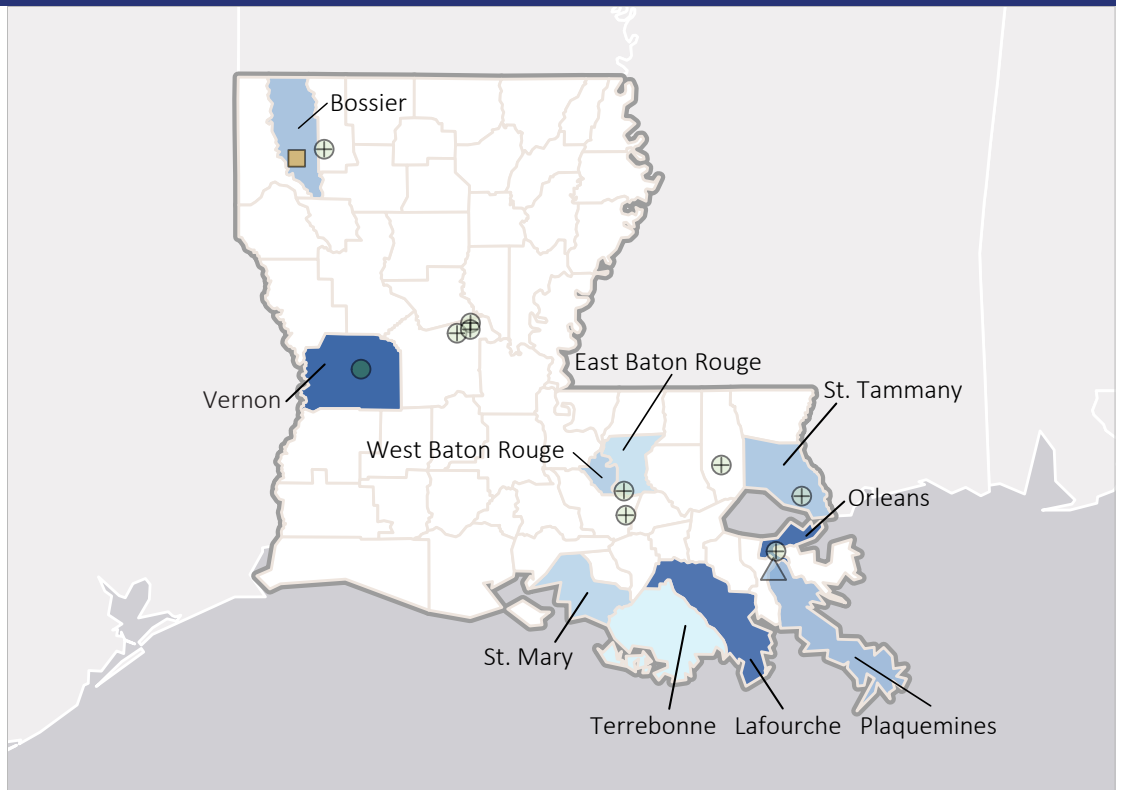
County	Active Duty	Civilian	National Guard	Reserve	Total
Vernon	7,860	1,430	96	24	9,410
Bossier	5,035	1,522	150	1,930	8,637
Orleans	1,032	1,798	2,447	2,515	7,792
Rapides	ND	412	1,436	ND	ND
East Baton Rouge	150	108	602	546	1,406
Tangipahoa	ND	105	766	0	ND
Iberville	ND	41	788	ND	ND
Plaquemines	79	638	0	0	717
Lafayette	29	47	332	72	480
Calcasieu	ND	42	313	120	ND



TOP DEFENSE CONTRACT SPENDING LOCATIONS

(M = millions)

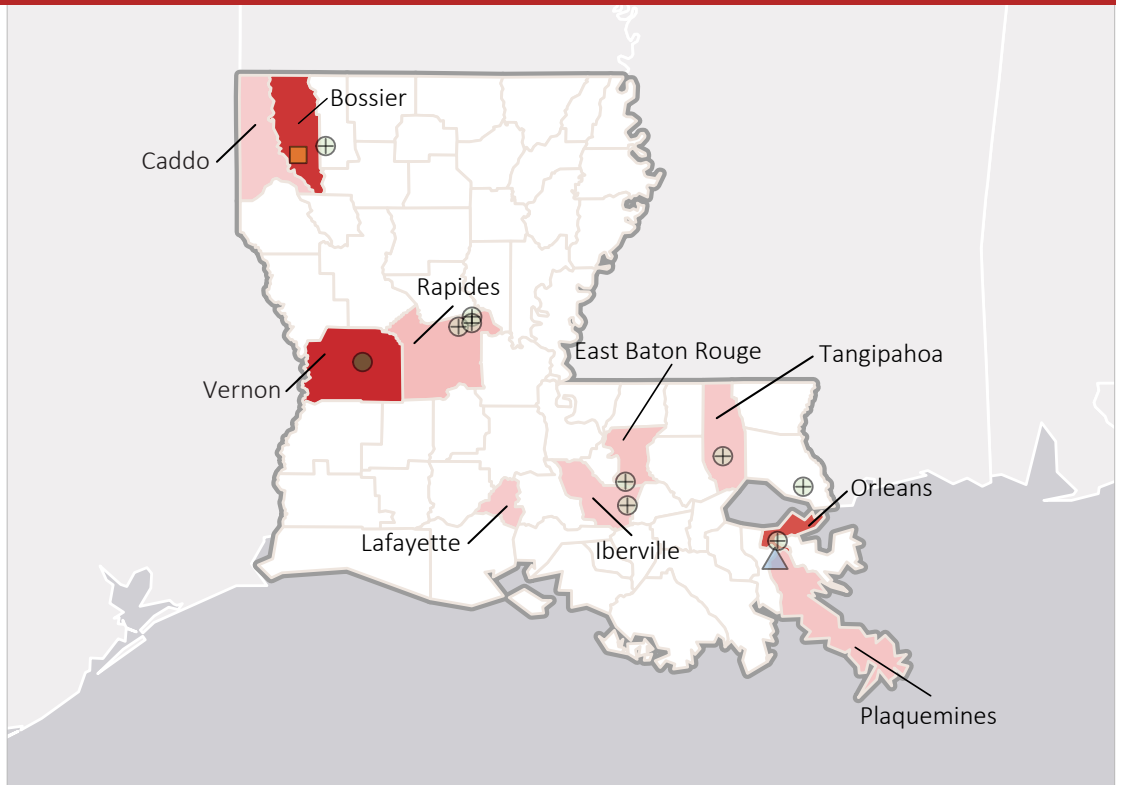
Vernon	\$262.7 M
Orleans	\$248.9 M
Lafourche	\$241.5 M
Plaquemines	\$125.6 M
Bossier	\$114.4 M
St. Tammany	\$105.5 M
West Baton Rouge	\$95.3 M
St. Mary	\$84.0 M
East Baton Rouge	\$68.6 M
Terrebonne	\$43.1 M



TOP DEFENSE PERSONNEL SPENDING LOCATIONS

(M = millions)

Vernon	\$533.3 M
Bossier	\$505.3 M
Orleans	\$428.8 M
Rapides	\$71.5 M
East Baton Rouge	\$44.6 M
Plaquemines	\$41.0 M
Iberville	\$29.3 M
Tangipahoa	\$27.0 M
Lafayette	\$23.3 M
Caddo	\$16.1 M



■ AF Active
 ■ AF Guard
 AF Reserve
 ● Army Active
 ⊕ Army Guard
 Army Reserve
 ◆ MC Active
 ▲ Navy Active
 ✱ WHS