

# KANSAS

**#30**  
\$3.7 B SPENT IN  
STATE

**#26**  
1.9% OF STATE GDP

**0.7%**  
OF TOTAL U.S.  
DEFENSE SPENDING

**\$1,263**  
PER RESIDENT

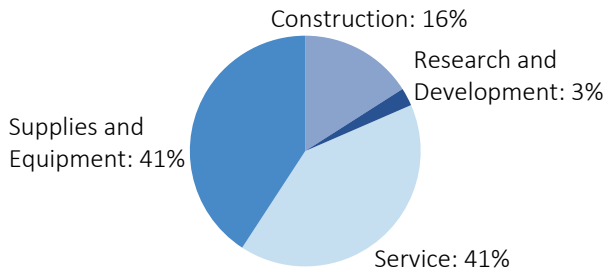
**#38**  
\$1.5 B CONTRACT  
SPENDING

**#21**  
39,055 NUMBER OF  
PERSONNEL

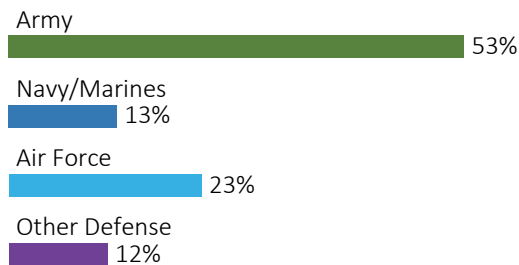
**#21**  
\$2.2 B PERSONNEL  
SPENDING

## DEFENSE CONTRACTS

### By Type



### By Service



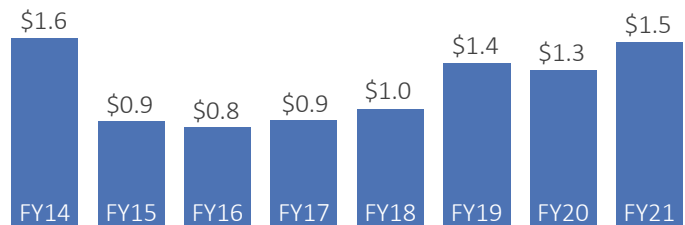
### Top Defense Contractors

(M = millions)

Webuild	\$218.8 M
Leading Technology Composites	\$107.8 M
Fleetcor Technologies, Inc.	\$87.4 M
Northrop Grumman	\$80.4 M
Celltron, Inc.	\$72.7 M
Bombardier, Inc.	\$70.2 M
Textron	\$62.3 M
General Electric	\$60.0 M
D-J Engineering, Inc.	\$33.3 M
Booz Allen Hamilton	\$28.6 M

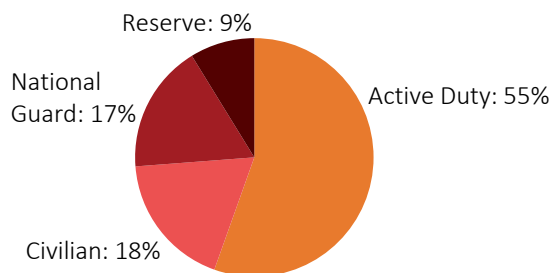
### Contract Awards Performed

(By Fiscal Year, billions)




## DEFENSE PERSONNEL

### Allocations, By Type



### Allocations, By Service



**\$2.2 BILLION**  
TOTAL PAYROLL

**39,055**  
TOTAL PERSONNEL

### Top Defense Personnel Locations

County	Active Duty	Civilian	National Guard	Reserve	Total
Geary	15,287	2,511	135	104	18,037
Sedgwick	2,852	1,033	1,811	1,767	7,463
Leavenworth	3,280	2,517	309	334	6,440
Shawnee	27	576	1,900	308	2,811
Johnson	29	98	445	386	958
Riley	36	150	275	107	568
Saline	ND	43	201	46	ND
Crawford	ND	ND	161	28	ND
Wyandotte	0	34	162	0	196
Douglas	40	24	49	69	182



### TOP DEFENSE CONTRACT SPENDING LOCATIONS

(M = millions)

Sedgwick  
\$540.0 M

Wyandotte  
\$239.1 M

Leavenworth  
\$189.1 M

Johnson  
\$150.1 M

Geary  
\$148.5 M

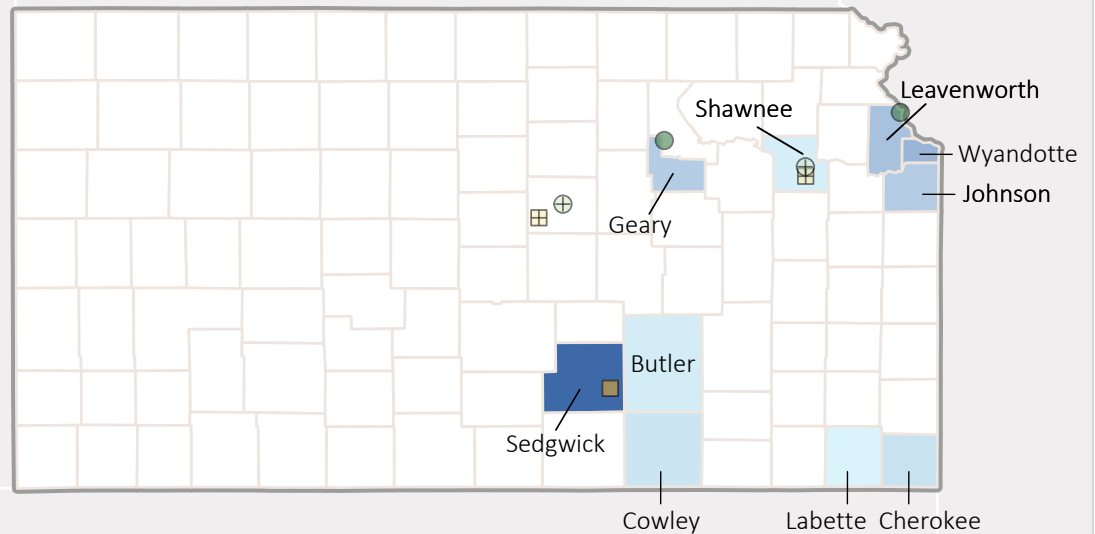
Cherokee  
\$73.0 M

Cowley  
\$62.4 M

Butler  
\$35.5 M

Shawnee  
\$28.1 M

Labette  
\$10.6 M



### TOP DEFENSE PERSONNEL SPENDING LOCATIONS

(M = millions)

Geary  
\$995.7 M

Leavenworth  
\$557.6 M

Sedgwick  
\$352.8 M

Shawnee  
\$109.9 M

Riley  
\$28.6 M

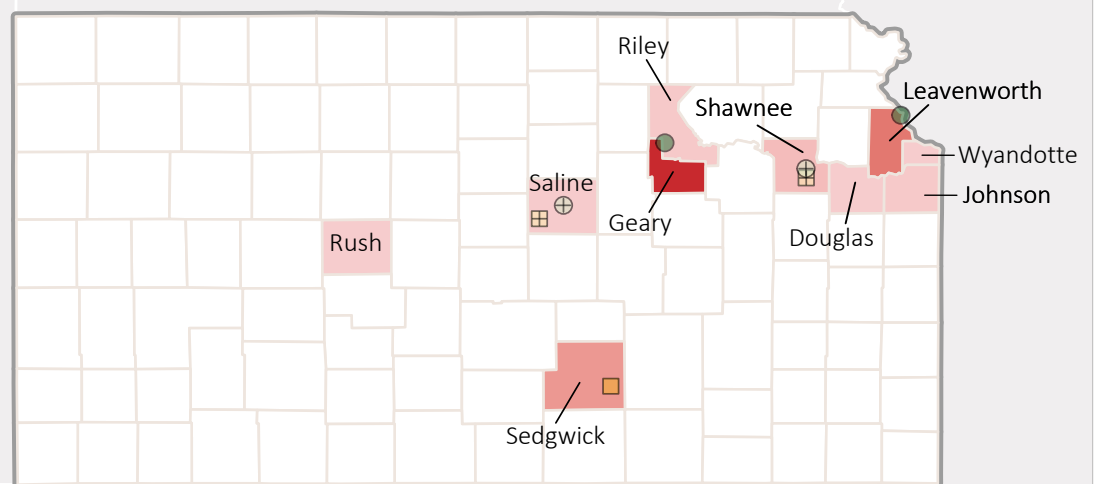
Johnson  
\$28.4 M

Saline  
\$11.7 M

Douglas  
\$7.7 M

Wyandotte  
\$6.2 M

Rush  
\$6.0 M



■ AF Active 
 ■ AF Guard 
 ■ AF Reserve 
 ● Army Active 
 ● Army Guard 
 ○ Army Reserve 
 ◆ MC Active 
 ▲ Navy Active 
 ✱ WHS