

ARKANSAS

#40
\$1.9 B SPENT IN
STATE

#38
1.3% OF STATE GDP

0.3%
OF TOTAL U.S.
DEFENSE SPENDING

\$639
PER RESIDENT

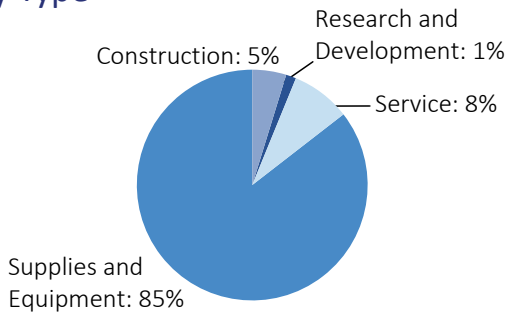
#40
\$1.2 B CONTRACT
SPENDING

#35
18,531 NUMBER OF
PERSONNEL


#38
\$0.8 B PERSONNEL
SPENDING

DEFENSE CONTRACTS

By Type



By Service



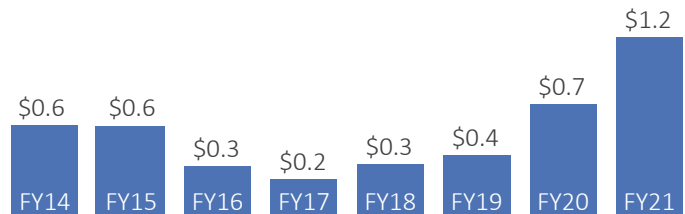
Top Defense Contractors

(M = millions)

Aerojet Rocketdyne	\$591.3 M
Lockheed Martin	\$180.9 M
General Dynamics	\$120.6 M
LS Black Constructors/Loeffel Construction, JV	\$28.1 M
TransDigm Group	\$20.8 M
Ducommun	\$20.6 M
Reliable Contracting Group	\$15.4 M
Kimball & Thompson Produce Co.	\$9.3 M
HGL Construction, Inc.	\$8.1 M
National Presto Industries	\$7.0 M

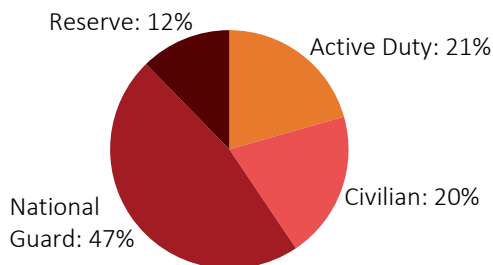
Contract Awards Performed

(By Fiscal Year, billions)



DEFENSE PERSONNEL

Allocations, By Type



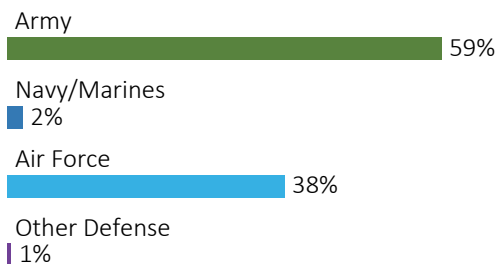
\$768.1 MILLION
TOTAL PAYROLL

18,531
TOTAL PERSONNEL

Top Defense Personnel Locations

County	Active Duty	Civilian	National Guard	Reserve	Total
Pulaski	3,678	2,039	3,143	1,502	10,362
Sebastian	35	338	1,371	107	1,851
Benton	0	44	674	161	879
Jefferson	ND	724	136	0	ND
Washington	15	ND	334	ND	ND
Craighead	ND	21	256	65	ND
Faulkner	ND	33	75	160	ND
Pope	ND	58	126	14	ND
Union	ND	ND	70	123	ND
Garland	ND	66	19	77	ND

Allocations, By Service





TOP DEFENSE CONTRACT SPENDING LOCATIONS

(M = millions)

Ouachita
\$626.4 M

Calhoun
\$296.2 M

Pulaski
\$132.0 M

Jefferson
\$19.6 M

Benton
\$14.9 M

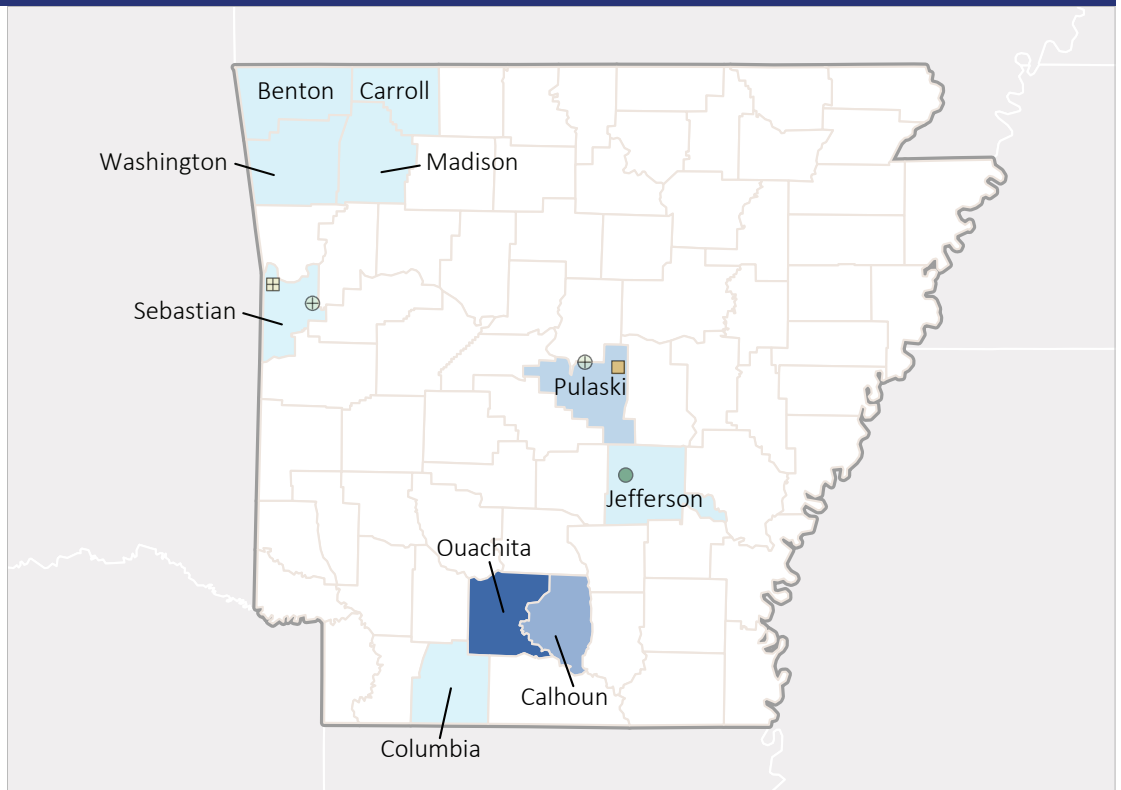
Washington
\$14.5 M

Madison
\$11.6 M

Carroll
\$9.0 M

Columbia
\$8.6 M

Sebastian
\$7.3 M



TOP DEFENSE PERSONNEL SPENDING LOCATIONS

(M = millions)

Pulaski
\$510.1 M

Sebastian
\$65.6 M

Jefferson
\$53.0 M

Benton
\$20.7 M

Faulkner
\$12.6 M

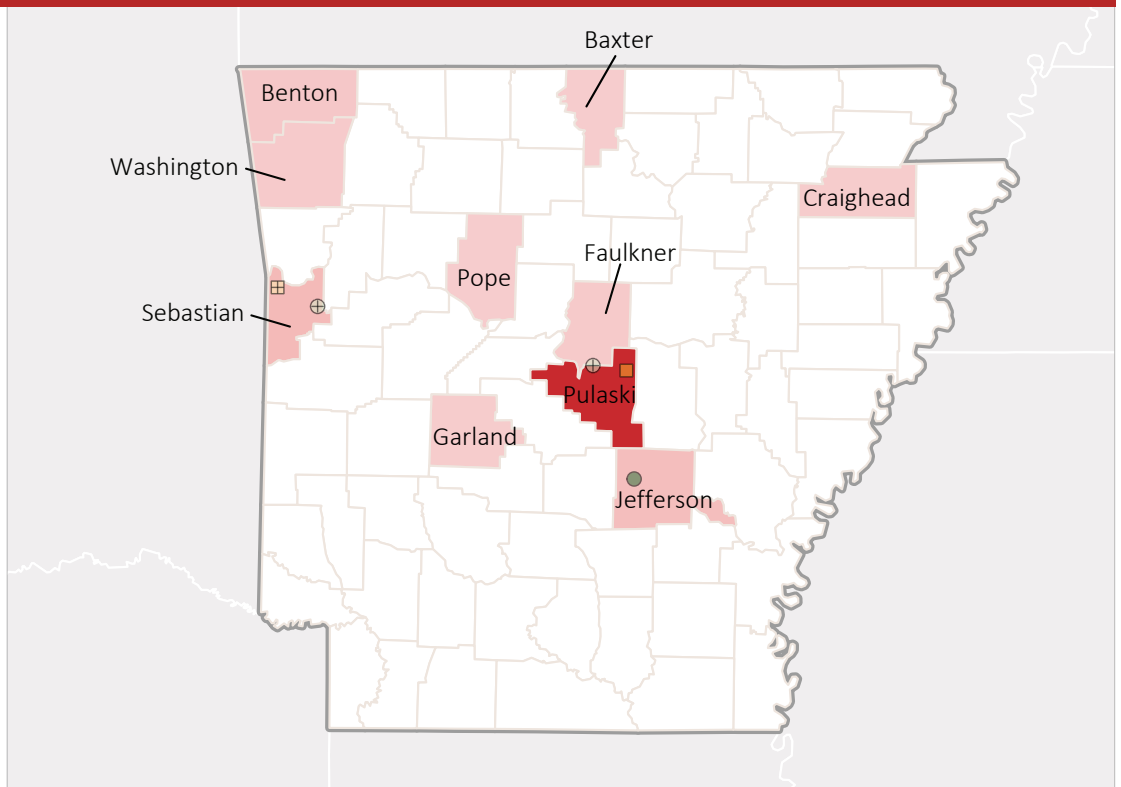
Washington
\$10.5 M

Craighead
\$7.0 M

Garland
\$6.9 M

Pope
\$6.6 M

Baxter
\$5.3 M



■ AF Active
 ■ AF Guard
 AF Reserve
 ● Army Active
 ⊕ Army Guard
 Army Reserve
 ◆ MC Active
 ▲ Navy Active
 ✱ WHS