

# ALABAMA

**#12**  
\$14.8 B SPENT IN  
STATE

**#7**  
6.4% OF STATE GDP

**2.5%**  
OF TOTAL U.S.  
DEFENSE SPENDING

**\$3,011**  
PER RESIDENT

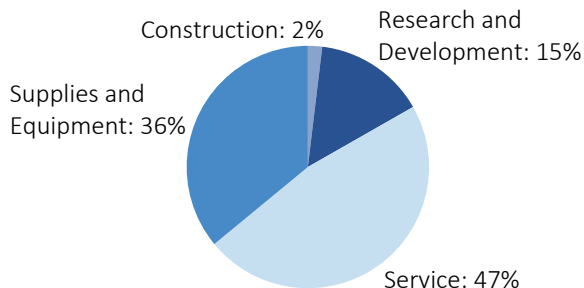
**#11**  
\$11.4 B CONTRACT  
SPENDING

**#18**  
51,967 NUMBER OF  
PERSONNEL

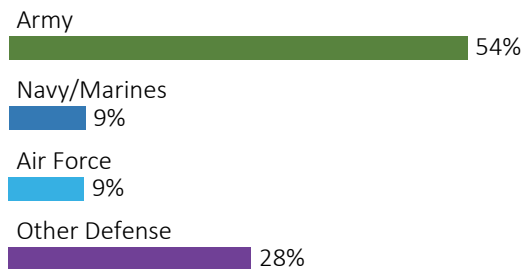
**#12**  
\$3.4 B PERSONNEL  
SPENDING

## DEFENSE CONTRACTS

### By Type



### By Service



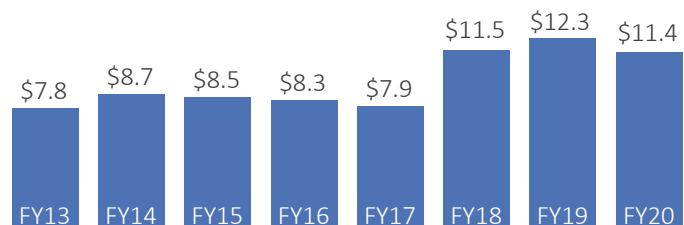
### Top Defense Contractors

(M = millions, B = billions)

Boeing	\$1.1 B
Northrop Grumman	\$668.8 M
SAIC	\$660.1 M
M1 Support Services	\$537.7 M
Torch Technologies	\$490.0 M
Defense Systems and Solutions	\$464.3 M
Parsons Corp.	\$301.6 M
Collazo Enterprises	\$245.7 M
Dynetics	\$241.4 M
KBR	\$201.8 M

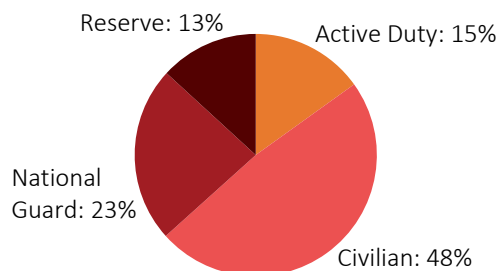
### Contract Awards Performed

(By Fiscal Year, billions)




## DEFENSE PERSONNEL

### Allocations, By Type



### Allocations, By Service



**\$3.4 BILLION**  
TOTAL PAYROLL

**51,967**  
TOTAL PERSONNEL

### Top Defense Personnel Locations

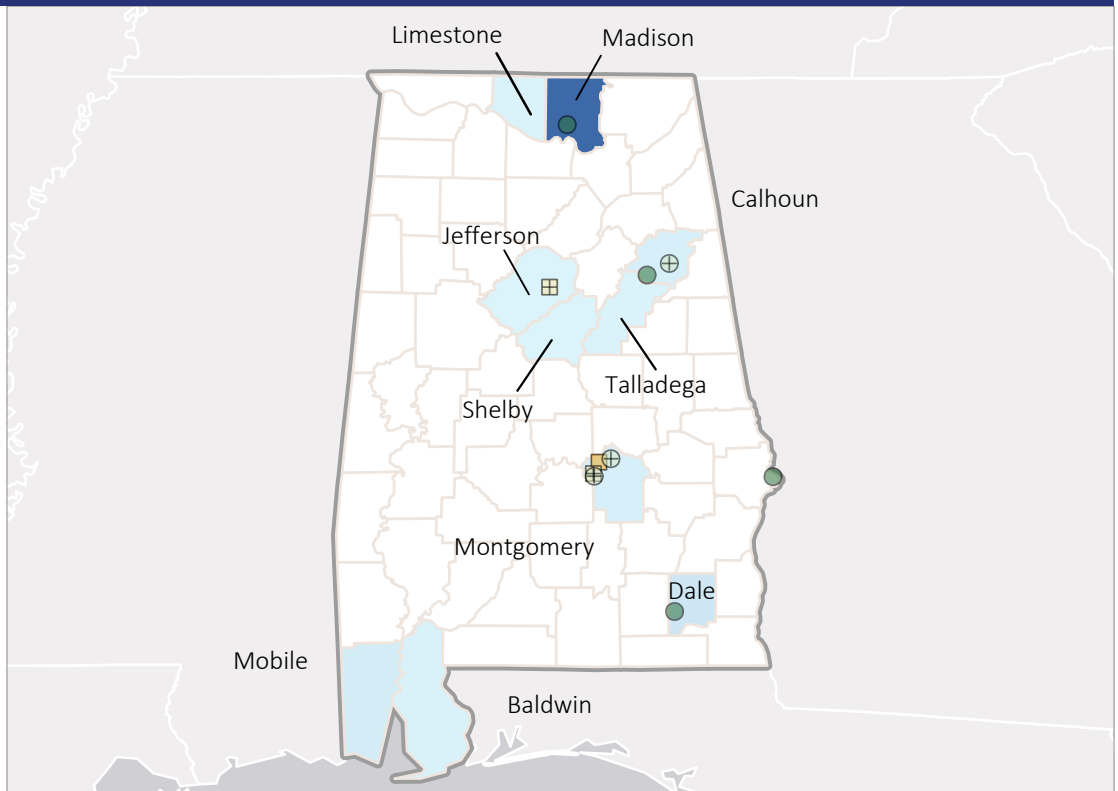
County	Active Duty	Civilian	National Guard	Reserve	Total
Madison	689	13,923	477	726	15,815
Montgomery	2,790	3,311	2,727	2,108	10,936
Dale	3,730	2,241	40	138	6,149
Calhoun	40	3,740	967	372	5,119
Jefferson	302	403	1,959	1,850	4,514
Mobile	45	801	839	790	2,475
Tuscaloosa	16	86	255	265	622
Houston	47	39	285	78	449
Lee	51	19	129	247	446
Coffee	0	152	281	0	433



### TOP DEFENSE CONTRACT SPENDING LOCATIONS

(M = millions, B = billions)

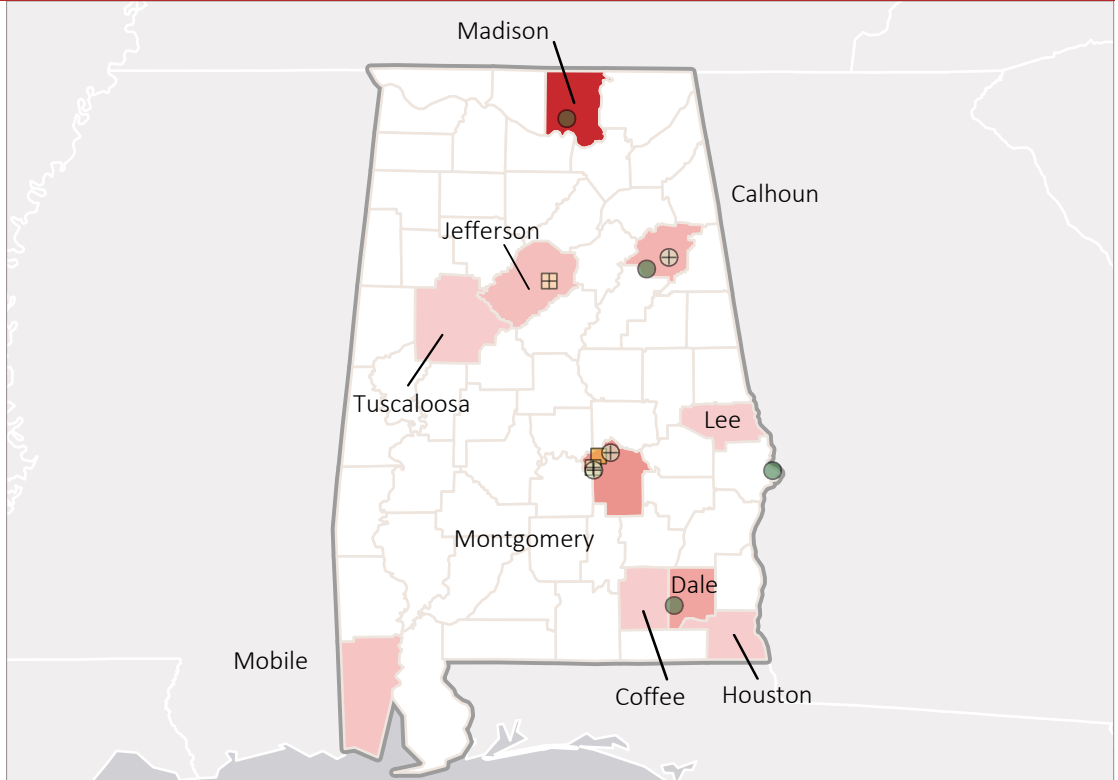
Madison	\$8.9 B
Dale	\$819.1 M
Mobile	\$469.5 M
Montgomery	\$286.1 M
Calhoun	\$264.5 M
Baldwin	\$164.2 M
Limestone	\$90.4 M
Talladega	\$77.7 M
Jefferson	\$60.8 M
Shelby	\$40.8 M



### TOP DEFENSE PERSONNEL SPENDING LOCATIONS

(M = millions, B = billions)

Madison	\$1.6 B
Montgomery	\$623.4 M
Dale	\$437.2 M
Calhoun	\$273.1 M
Jefferson	\$169.0 M
Mobile	\$103.7 M
Tuscaloosa	\$16.5 M
Coffee	\$15.4 M
Lee	\$12.4 M
Houston	\$12.3 M



■ AF Active 
 ■ AF Guard 
 ■ AF Reserve 
 ● Army Active 
 ● Army Guard 
 ○ Army Reserve 
 ◆ MC Active 
 ▲ Navy Active 
 ✱ WHS