

ALASKA

#35
\$3.3 B SPENT IN
STATE

#6
6.4% OF STATE GDP

0.6%
OF TOTAL U.S.
DEFENSE SPENDING

\$4,577
PER RESIDENT

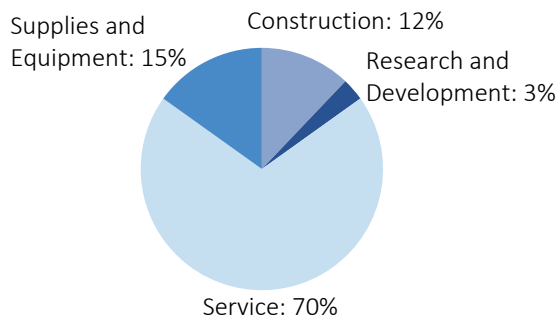
#38
\$1.5 B CONTRACT
SPENDING

#27
28,426 NUMBER OF
PERSONNEL

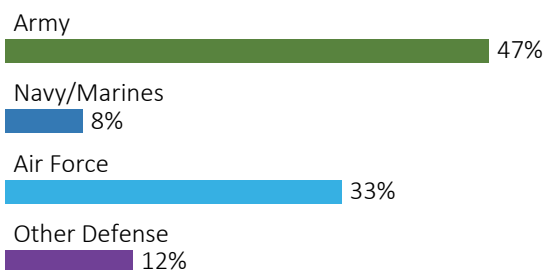
#24
\$1.8 B PERSONNEL
SPENDING

DEFENSE CONTRACTS

By Type



By Service



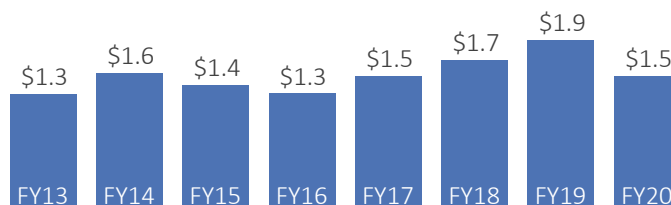
Top Defense Contractors

(M = millions)

Arctic Slope Regional Corp.	\$169.5 M
Doyon Limited	\$88.7 M
Indyne	\$57.1 M
J & J Maintenance	\$42.4 M
Chugach Alaska Corp.	\$41.9 M
Watterson Construction Co.	\$38.1 M
Usibelli Coal Mine	\$33.0 M
ARCTEC Alaska, JV	\$28.3 M
Paug Vik & Ghemm Co., JV	\$21.4 M
Calista	\$20.7 M

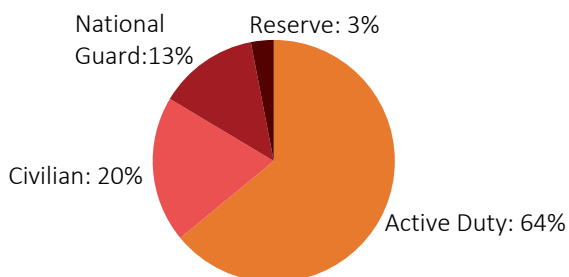
Contract Awards Performed

(By Fiscal Year, billions)




DEFENSE PERSONNEL

Allocations, By Type



Allocations, By Service



\$1.8 BILLION
TOTAL PAYROLL

28,426
TOTAL PERSONNEL

Top Defense Personnel Locations

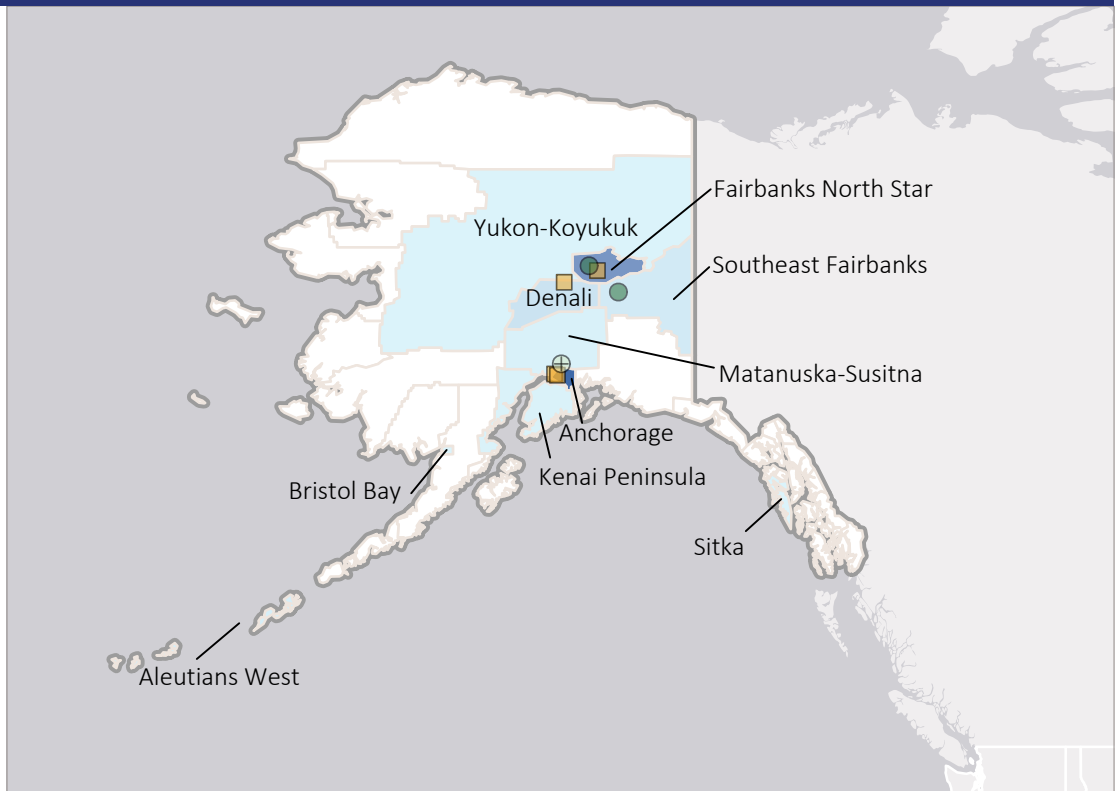
County	Active Duty	Civilian	National Guard	Reserve	Total
Anchorage	9,671	3,343	2,500	773	16,287
Fairbanks North Star	8,386	1,829	680	82	10,977
Southeast Fairbanks	ND	311	212	0	ND
Matanuska-Susitna	ND	ND	243	ND	ND
Denali	30	30	97	ND	ND
Kodiak Island	16	21	ND	0	ND
Juneau	ND	13	ND	0	ND
Kenai Peninsula	0	ND	ND	0	ND
Nome	0	ND	0	0	ND
Bethel	0	ND	0	0	ND



TOP DEFENSE CONTRACT SPENDING LOCATIONS

(M = millions)

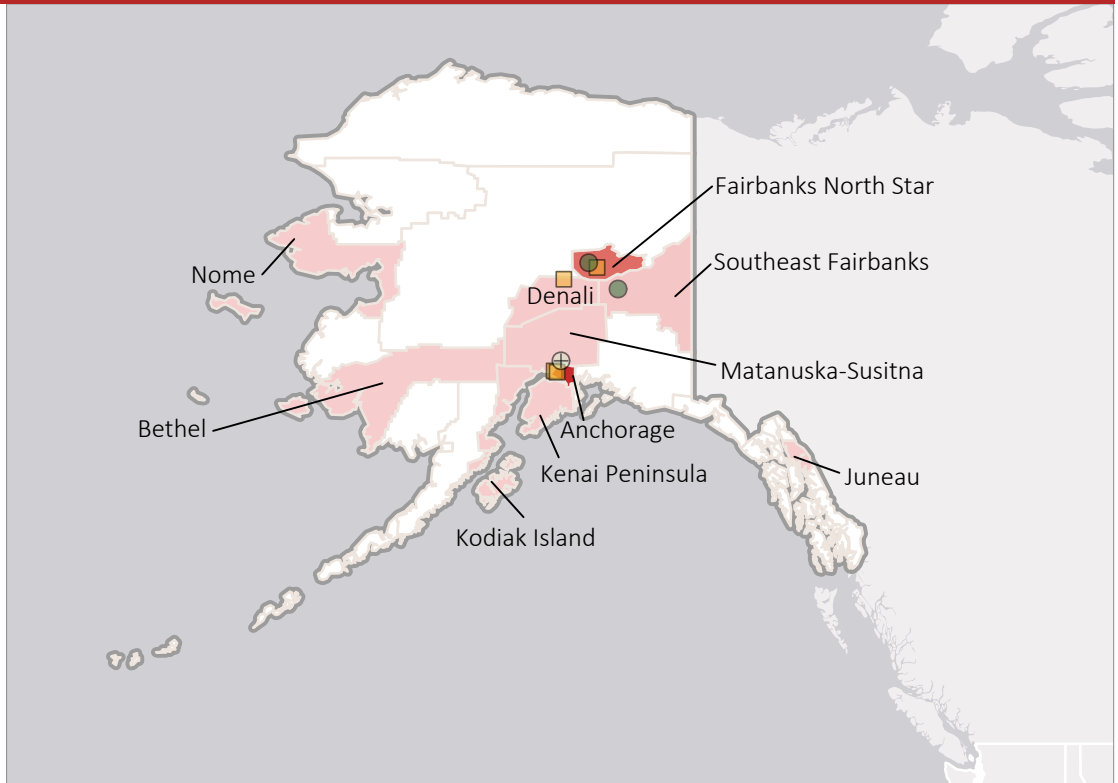
Anchorage	\$765.7 M
Fairbanks North Star	\$501.5 M
Denali	\$88.7 M
Southeast Fairbanks	\$53.0 M
Aleutians West	\$31.5 M
Matanuska-Susitna	\$17.3 M
Kenai Peninsula	\$13.6 M
Sitka	\$10.5 M
Bristol Bay	\$8.6 M
Yukon-Koyukuk	\$8.4 M



TOP DEFENSE PERSONNEL SPENDING LOCATIONS

(K = thousands, M = millions, B = billions)

Anchorage	\$1.1 B
Fairbanks North Star	\$669.3 M
Southeast Fairbanks	\$44.4 M
Denali	\$13.8 M
Matanuska-Susitna	\$7.5 M
Kodiak Island	\$2.9 M
Juneau	\$931.5 K
Kenai Peninsula	\$749.9 K
Bethel	\$66.6 K
Nome	\$43.1 K



■ AF Active
 ■ AF Guard
 ■ AF Reserve
 ● Army Active
 ● Army Guard
 ○ Army Reserve
 ◆ MC Active
 ▲ Navy Active
 ✱ WHS