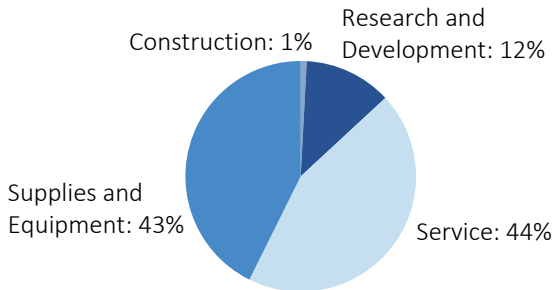


# ALABAMA

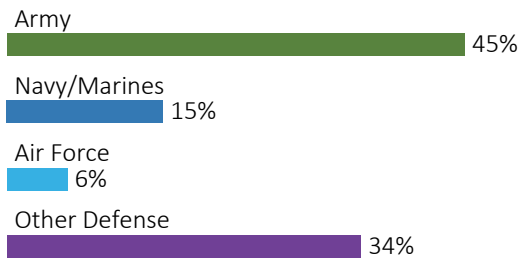
<b>#9</b> \$15.4 B SPENT IN STATE	<b>#4</b> 6.9% OF STATE GDP	<b>3.1%</b> OF TOTAL U.S. DEFENSE SPENDING	<b>\$3,150</b> PER RESIDENT	<b>#11</b> \$12.2 B CONTRACT SPENDING	<b>#18</b> 51,588 NUMBER OF PERSONNEL	<b>#11</b> \$3.2 B PERSONNEL SPENDING
---	--------------------------------	--	--------------------------------	---	---	---

## DEFENSE CONTRACTS

### By Type



### By Service



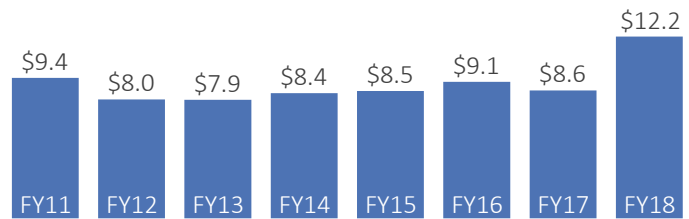
### Top Defense Contractors

(M = millions, B = billions)

Boeing	\$2.1 B
Austal	\$1.5 B
Northrop Grumman	\$618.7 M
SAIC	\$612.7 M
Redstone Defense Systems	\$295.0 M
M1 Support Services	\$282.4 M
KBR	\$270.0 M
L3 Technologies	\$246.8 M
Leidos	\$212.7 M
Parsons Corp.	\$206.2 M

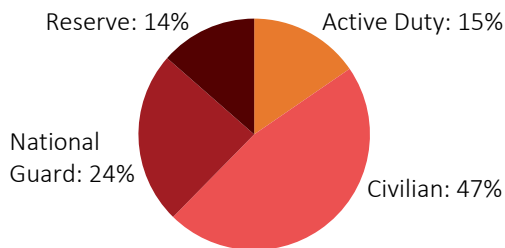
### Contract Awards Performed

(by fiscal year, billions)




## DEFENSE PERSONNEL

### Allocations, By Type



### Allocations, By Service



**\$3.2 BILLION**  
TOTAL PAYROLL

**51,588**  
TOTAL PERSONNEL

### Top Defense Personnel Locations

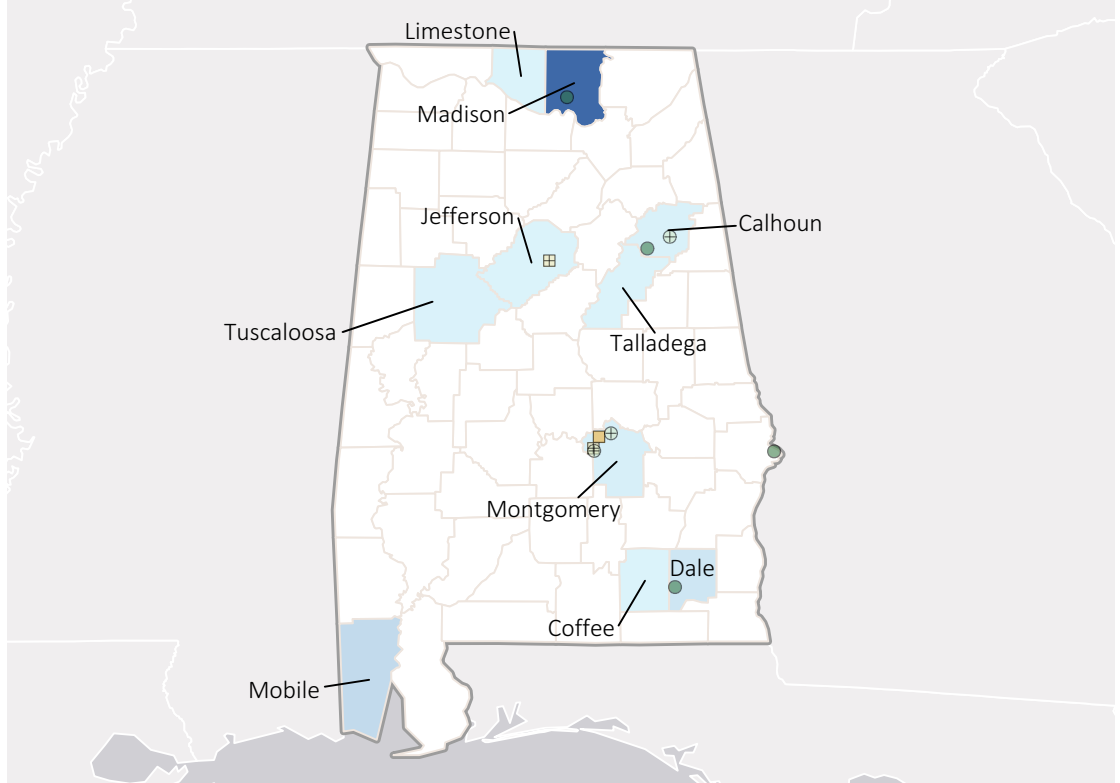
County	Active Duty	Civilian	National Guard	Reserve	Total
Madison	724	13,582	498	706	15,510
Montgomery	2,874	3,109	2,663	2,268	10,914
Dale	3,685	2,217	52	133	6,087
Calhoun	59	3,375	1,007	414	4,855
Jefferson	298	447	1,892	1,923	4,560
Mobile	37	765	853	621	2,276
Houston	44	41	356	133	574
Tuscaloosa	13	79	166	248	506
Lee	55	21	153	233	462
Coffee	ND	179	275	ND	ND

Data sources: DoD's Defense Manpower Data Center; DoD's Procurement and Acquisition Policy; DoD's Military Installations, Ranges and Training Areas; USASpending.gov; U.S. Bureau of Economic Analysis; U.S. Census Bureau; and U.S. Department of Housing and Urban Development.

### TOP DEFENSE CONTRACT SPENDING LOCATIONS

(M = millions, B = billions)

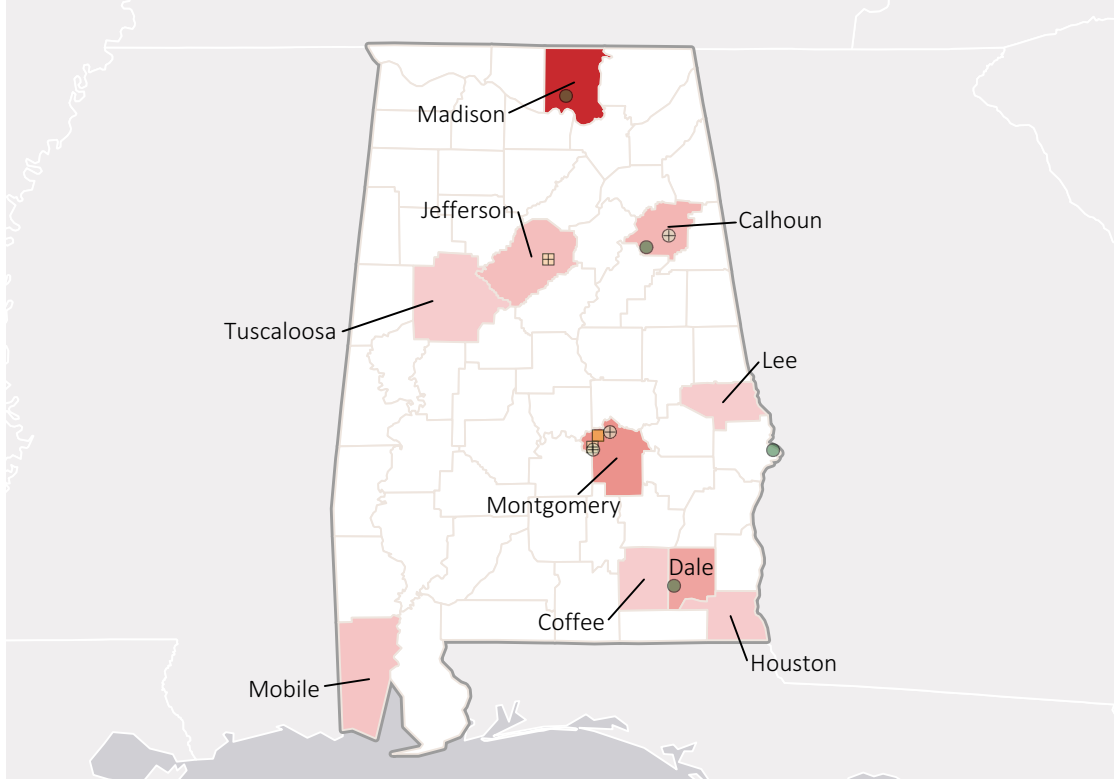
Madison	<b>\$8.8 B</b>
Mobile	<b>\$1.5 B</b>
Dale	<b>\$795.4 M</b>
Montgomery	<b>\$261.6 M</b>
Calhoun	<b>\$170.5 M</b>
Tuscaloosa	<b>\$89.8 M</b>
Talladega	<b>\$78.7 M</b>
Jefferson	<b>\$77.3 M</b>
Limestone	<b>\$75.9 M</b>
Coffee	<b>\$53.7 M</b>



### TOP DEFENSE PERSONNEL SPENDING LOCATIONS

(M = millions, B = billions)

Madison	<b>\$1.5 B</b>
Montgomery	<b>\$599.9 M</b>
Dale	<b>\$418.8 M</b>
Calhoun	<b>\$237.5 M</b>
Jefferson	<b>\$158.9 M</b>
Mobile	<b>\$90.9 M</b>
Houston	<b>\$22.3 M</b>
Lee	<b>\$16.4 M</b>
Tuscaloosa	<b>\$16.2 M</b>
Coffee	<b>\$14.2 M</b>



■ AF Active  
 ■ AF Guard  
 □ AF Reserve  
 ● Army Active  
 ● Army Guard  
 ○ Army Reserve  
 ◆ MC Active  
 ▲ Navy Active  
 ★ WHS