

#3

IN NATION

#21

IN NATION

9.3%

% OF TOTAL U.S. DEFENSE SPENDING

\$1,378

PER RESIDENT SPENDING

\$37.9 BILLION

SPENT IN STATE

2.3%

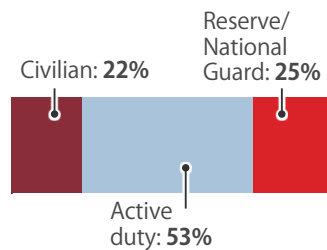
OF STATE GDP

DEFENSE PERSONNEL

\$10.4 Billion
TOTAL PAYROLL

218,523
TOTAL PERSONNEL

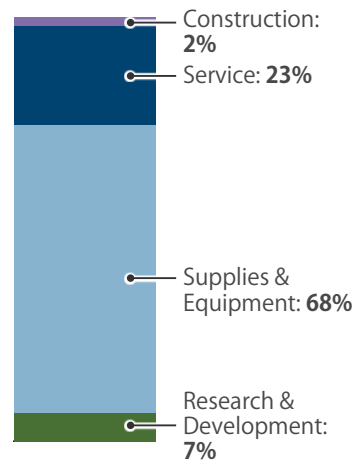
Allocation, By Type



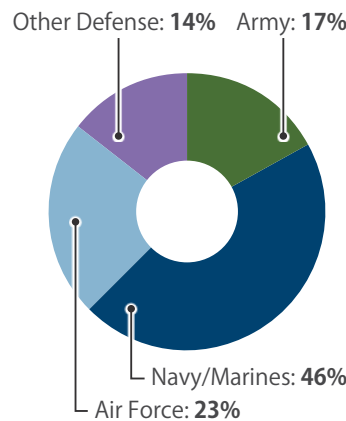
Top Personnel Locations

1	Bexar County 60,076
2	Bell County 34,167
3	El Paso County 32,357
4	Tarrant County 11,738
5	Harris County 8,908
6	Wichita County 5,462
7	Taylor County 4,917
8	Dallas County 3,816
9	Travis County 3,701
10	Tom Green County 3,680

By Type



By Service

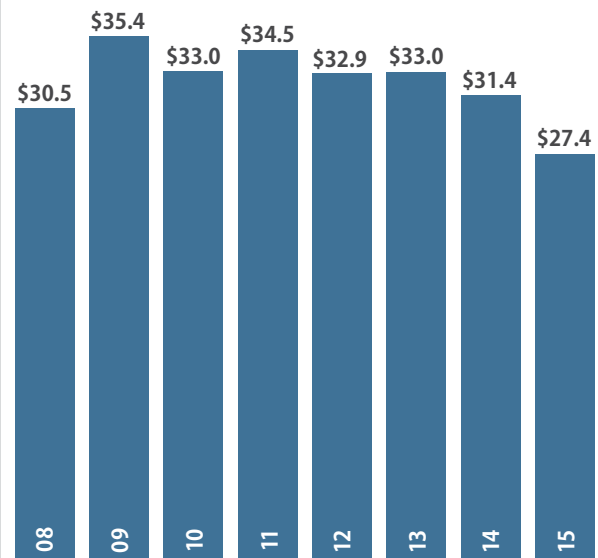


Top Contractors

(M=millions B=billions)

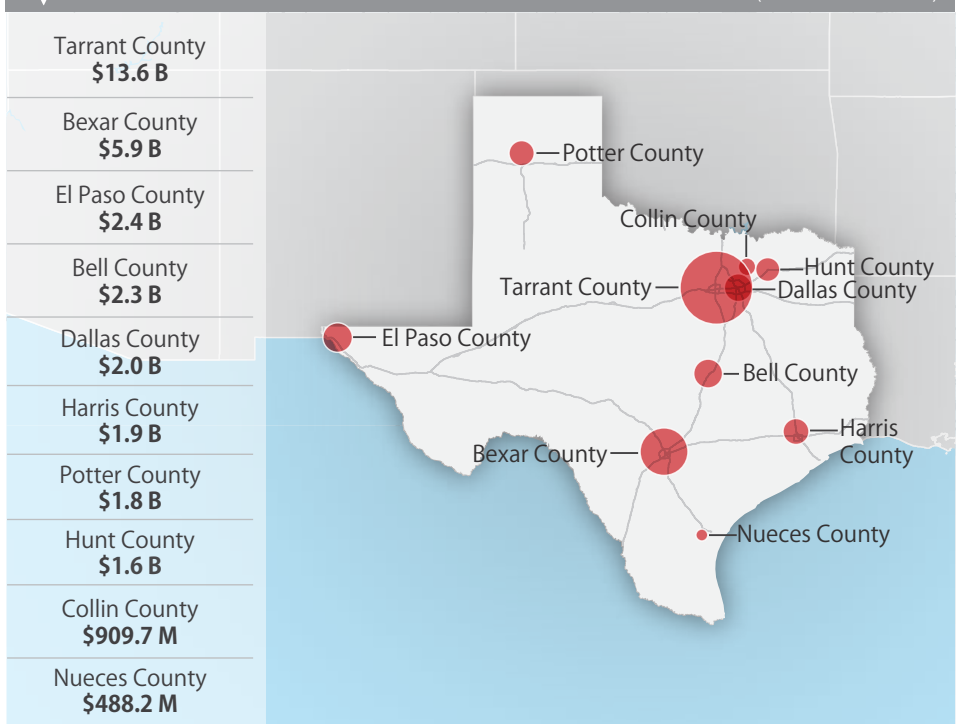
Lockheed Martin	\$12.6 B
L-3 Communications	\$2.4 B
Bell Boeing Joint Project Office	\$1.8 B
Textron	\$940.0 M
Royal Dutch Shell	\$880.5 M
Raytheon	\$820.1 M
Valero	\$685.1 M
Cerberus Cptl Mgmt (DynCorp Intl)	\$382.5 M
Boeing	\$196.3 M
Elbit Systems	\$154.0 M

Value of Contract Awards Performed (Billions)



TOP DEFENSE SPENDING LOCATIONS

(M=millions B=billions)



TEXAS