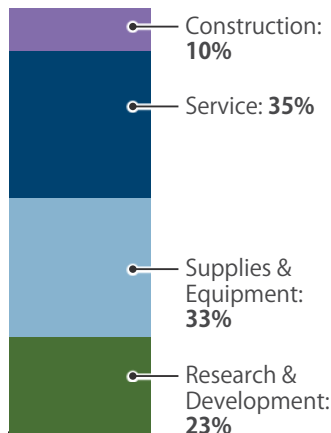


Defense Spending By State

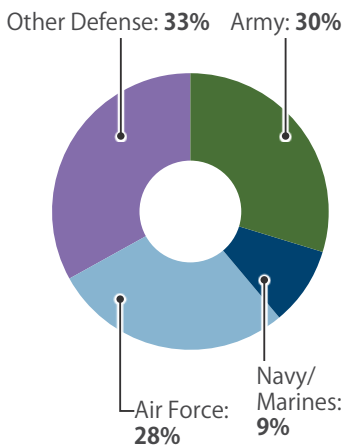
Fiscal Year 2015

CONTRACTS

By Type



By Service

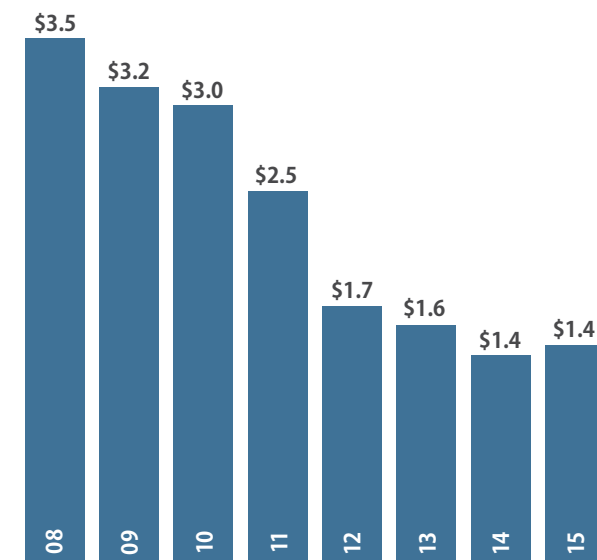


Top Contractors

(M=millions)

Aerospace Testing Alliance	\$289.5 M
BAE Systems	\$140.4 M
Oak Ridge National Laboratory	\$102.3 M
Oak Ridge Associated Universities	\$92.1 M
FedEx	\$64.6 M
ECI Defense Group	\$38.5 M
Chemring Group	\$31.5 M
SecureHQ	\$28.6 M
Bauer AG	\$26.8 M
Tullahoma Industries	\$23.8 M

Value of Contract Awards Performed (Billions)



\$2.4 BILLION
SPENT IN STATE

#35
IN NATION

0.8%
OF STATE GDP

#47
IN NATION

% OF TOTAL U.S.
DEFENSE SPENDING

0.6%

PER RESIDENT
SPENDING

\$361

DEFENSE PERSONNEL

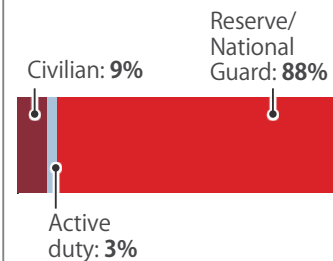
\$935.5 Million

TOTAL PAYROLL

71,441

TOTAL PERSONNEL

Allocation, By Type



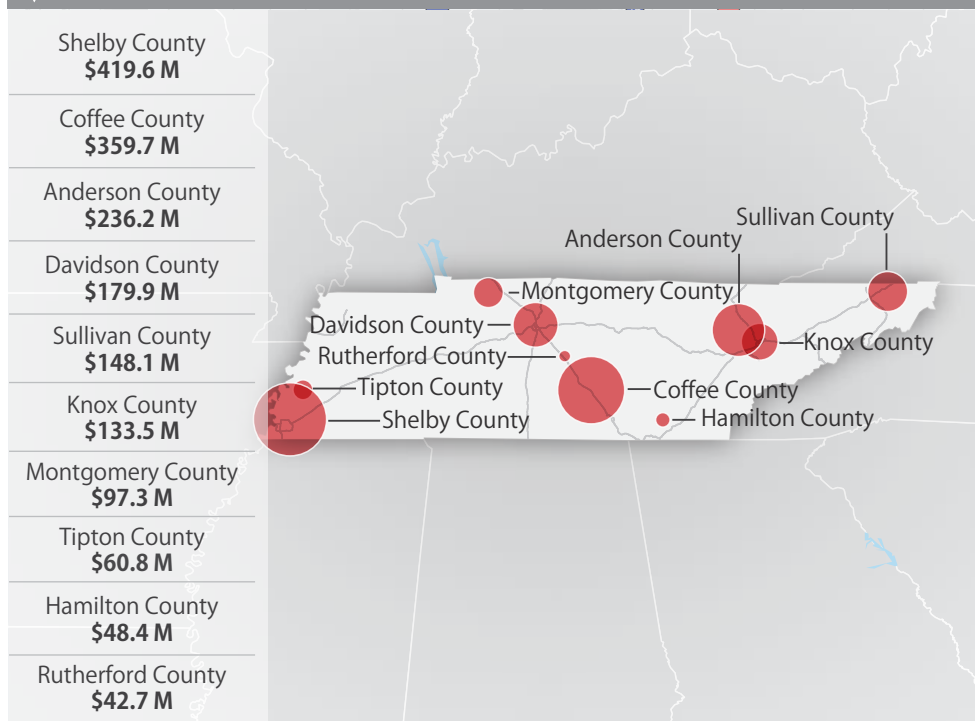
Top Personnel Locations

1	Shelby County 32,972
2	Tipton County 13,146
3	Davidson County 4,942
4	Hamilton County 1,801
5	Knox County 1,674
6	Montgomery County 1,520
7	Dyer County 1,516
8	Rutherford County 1,108
9	Fayette County 917
10	Crockett County 669

TENNESSEE

TOP DEFENSE SPENDING LOCATIONS

(M=millions)



Sources: Defense Manpower Data Center, U.S. Bureau of Economic Analysis, U.S. Census Bureau, and Chmura Economics & Analytics.

Office of Economic Adjustment – Defense Spending by State, FY2015