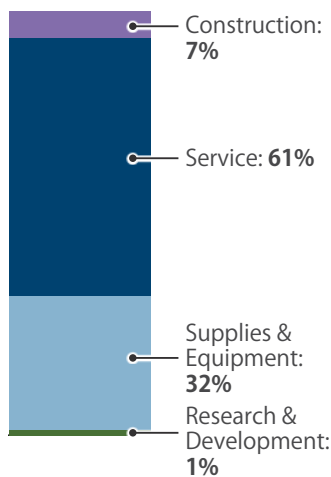
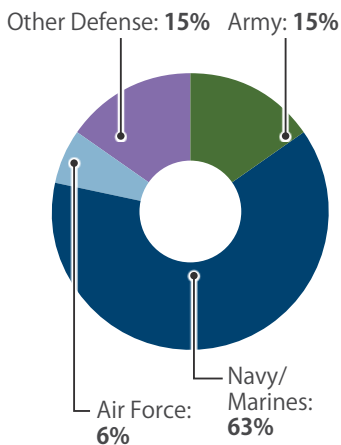


CONTRACTS

By Type



By Service

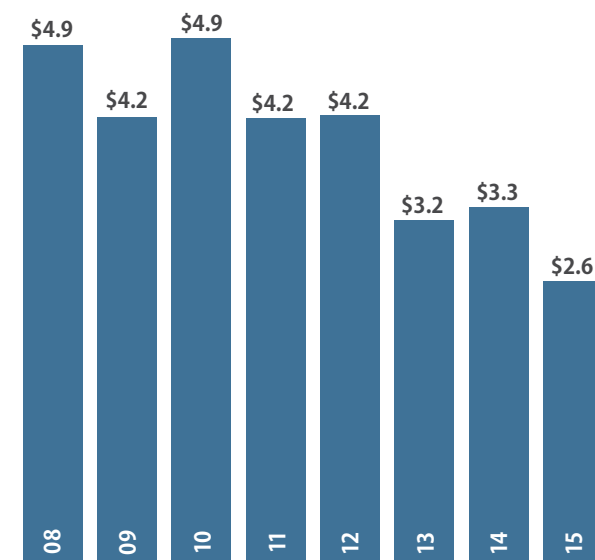


Top Contractors

(M=millions)

SAIC	\$129.7 M
Detyens Shipyards	\$103.8 M
Leidos	\$100.5 M
General Dynamics	\$100.5 M
UNAKA	\$89.9 M
Lockheed Martin	\$80.4 M
Honeywell	\$69.8 M
L-3 Communications	\$68.3 M
Mercom	\$65.8 M
Cerberus Cptl Mgmt (Readiness Mgmt Sprt)	\$64.8 M

Value of Contract Awards Performed (Billions)



\$5.3 BILLION
SPENT IN STATE

#23
IN NATION

2.7%
OF STATE GDP

#17
IN NATION

% OF TOTAL U.S.
DEFENSE SPENDING

1.3%

PER RESIDENT
SPENDING

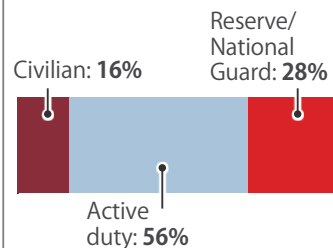
\$1,079

DEFENSE PERSONNEL

\$2.6 Billion
TOTAL PAYROLL

65,632
TOTAL PERSONNEL

Allocation, By Type



Top Personnel Locations

1	Richland County 16,376
2	Beaufort County 11,402
3	Berkeley County 9,315
4	Sumter County 7,012
5	Charleston County 5,698
6	Dorchester County 3,275
7	Lexington County 1,854
8	Greenville County 1,624
9	Kershaw County 1,044
10	Aiken County 659

TOP DEFENSE SPENDING LOCATIONS

(M=millions B=billions)

