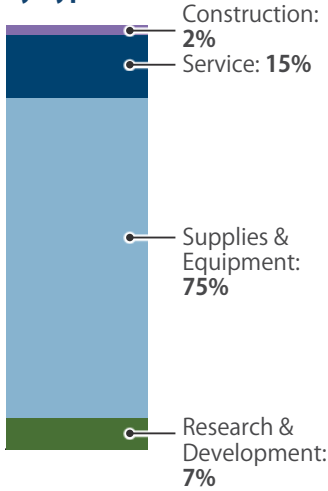
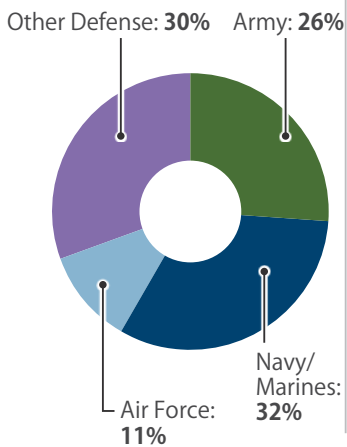


CONTRACTS

By Type



By Service

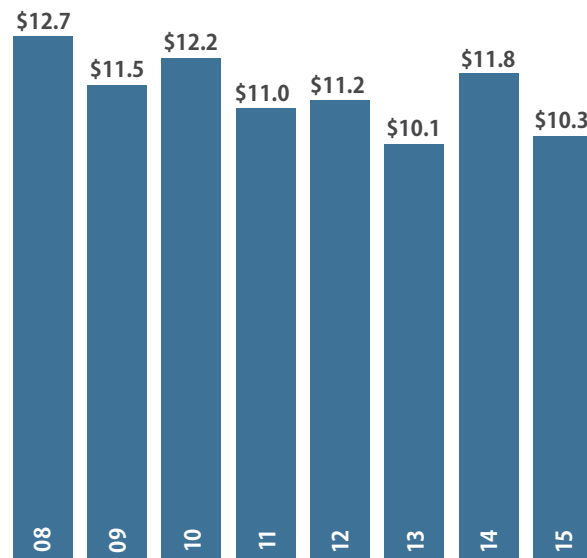


Top Contractors

(M=millions B=billions)

AmerisourceBergen	\$1.8 B
Bechtel Group	\$1.8 B
Boeing	\$1.1 B
Lockheed Martin	\$848.1 M
BAE Systems	\$441.6 M
Carnegie Mellon University	\$251.9 M
Kongsberg Gruppen	\$174.0 M
Pennsylvania State University	\$164.6 M
United States Department of Energy	\$157.3 M
Bowhead Support Group	\$103.6 M

Value of Contract Awards Performed (Billions)



\$12.7 BILLION
SPENT IN STATE

#6
IN NATION

1.9%
OF STATE GDP

#28
IN NATION

% OF TOTAL U.S.
DEFENSE SPENDING

3.1%

PER RESIDENT
SPENDING

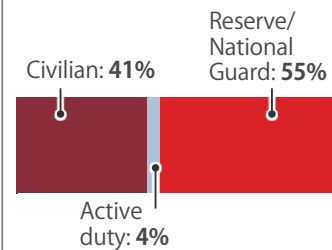
\$996

DEFENSE PERSONNEL

\$2.5 Billion
TOTAL PAYROLL

57,919
TOTAL PERSONNEL

Allocation, By Type



Top Personnel Locations

1	Cumberland County	6,797
2	Allegheny County	6,126
3	Delaware County	4,199
4	Dauphin County	3,840
5	Montgomery County	3,759
6	Bucks County	3,380
7	Lebanon County	3,272
8	Lackawanna County	2,231
9	Philadelphia County	1,947
10	Cambria County	1,673

TOP DEFENSE SPENDING LOCATIONS

(M=millions B=billions)

