

#20
IN NATION

\$6.9 BILLION
SPENT IN STATE

#36
IN NATION

1.2%
OF STATE GDP

1.7%

% OF TOTAL U.S.
DEFENSE SPENDING

\$593

PER RESIDENT
SPENDING

DEFENSE PERSONNEL

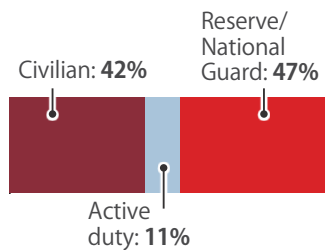
\$2.8 Billion

TOTAL PAYROLL

60,224

TOTAL PERSONNEL

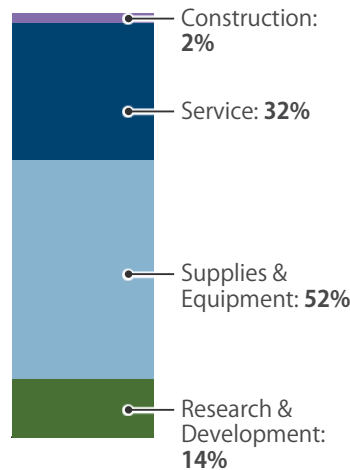
Allocation, By Type



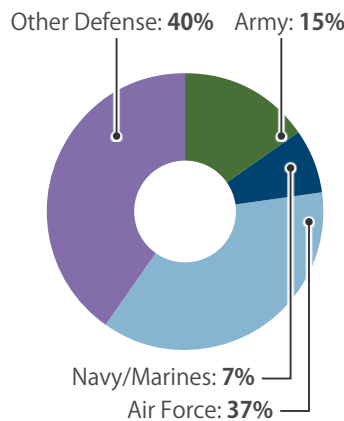
Top Personnel Locations

- Montgomery County** 15,210
- Franklin County** 13,535
- Greene County** 6,975
- Cuyahoga County** 3,536
- Stark County** 2,016
- Clark County** 1,994
- Lucas County** 1,923
- Hamilton County** 1,878
- Richland County** 1,686
- Trumbull County** 1,567

By Type



By Service

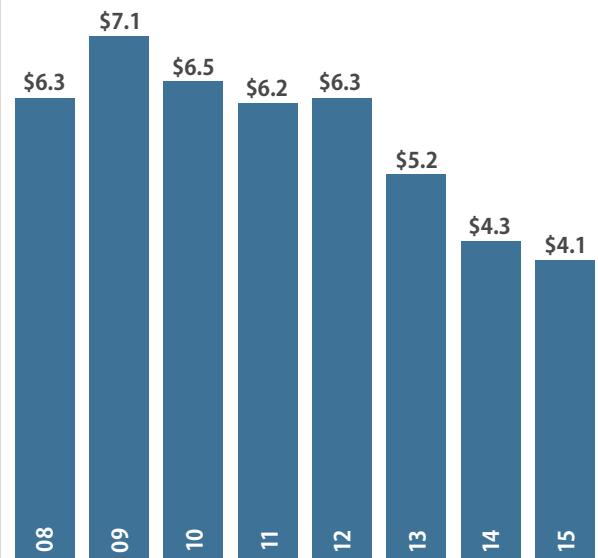


Top Contractors

(M=millions)

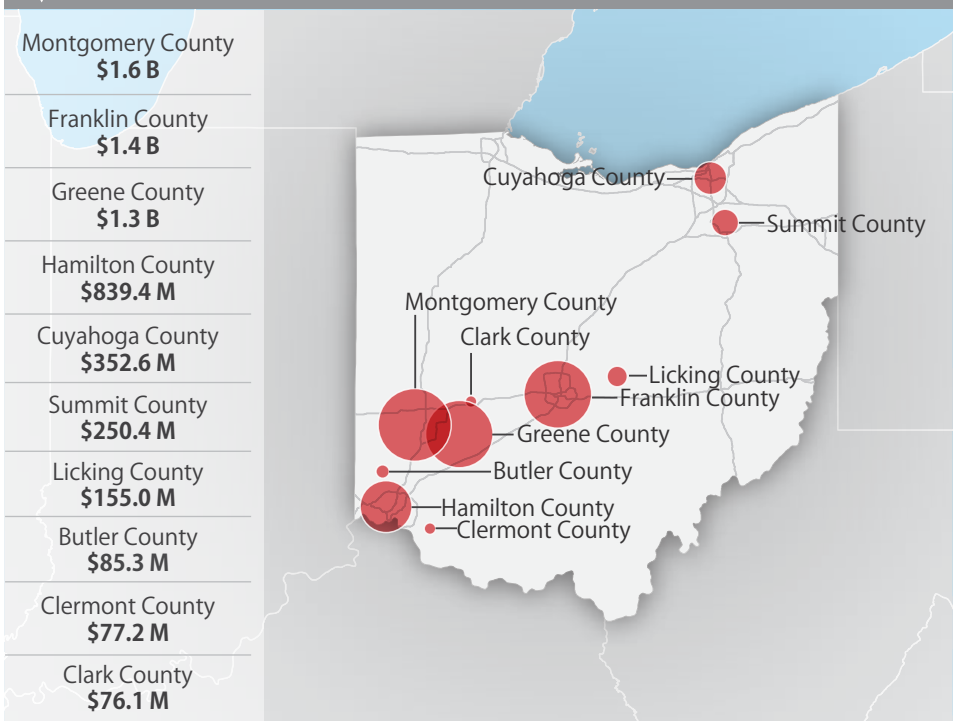
General Electric	\$608.4 M
Cardinal Health	\$437.0 M
Battelle Memorial Institute	\$131.2 M
Lockheed Martin	\$128.7 M
DDJ Capital Management	\$119.8 M
Boeing	\$109.0 M
L-3 Communications	\$99.4 M
CFM International	\$92.8 M
Northrop Grumman	\$53.4 M
Veyance Technologies	\$50.9 M

Value of Contract Awards Performed (Billions)



TOP DEFENSE SPENDING LOCATIONS

(M=millions B=billions)



OHIO