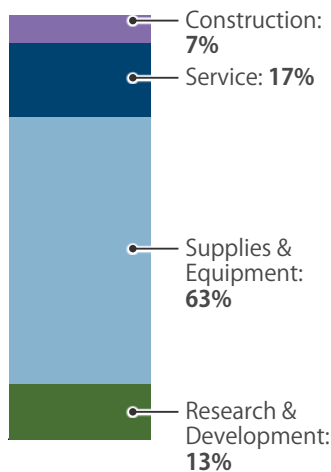
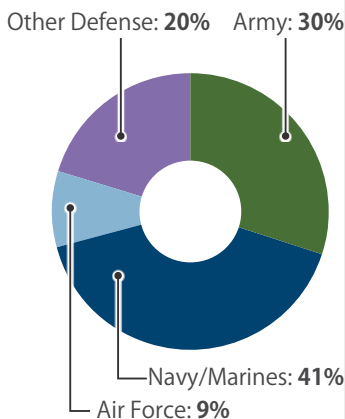


CONTRACTS

By Type



By Service

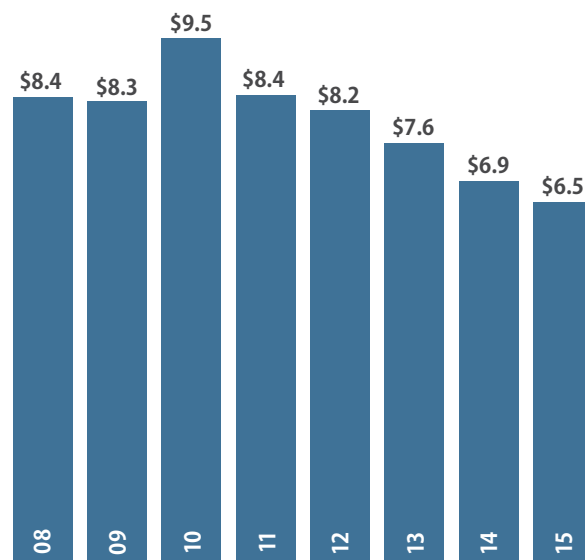


Top Contractors

(M=millions B=billions)

Lockheed Martin	\$1.3 B
Northrop Grumman	\$1.0 B
Harris	\$592.8 M
Interpublic Group of Companies	\$243.6 M
BAE Systems	\$162.8 M
Bechtel	\$145.1 M
Huntington Ingalls	\$142.2 M
St. Vincent's Catholic Medical Centers	\$98.9 M
Src, Inc.	\$90.9 M
ITT	\$80.0 M

Value of Contract Awards Performed (Billions)



\$9.1 BILLION
SPENT IN STATE

#15
IN NATION

0.6%
OF STATE GDP

#50
IN NATION

% OF TOTAL U.S.
DEFENSE SPENDING

2.2%

PER RESIDENT
SPENDING

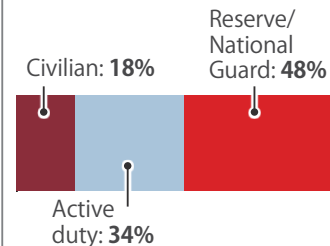
\$458

DEFENSE PERSONNEL

\$2.6 Billion
TOTAL PAYROLL

61,765
TOTAL PERSONNEL

Allocation, By Type



Top Personnel Locations

- Jefferson County**
16,542
- Orange County**
5,085
- Suffolk County**
3,315
- Niagara County**
3,002
- Onondaga County**
2,966
- Queens County**
2,907
- Schenectady County**
2,528
- Kings County**
2,206
- Oneida County**
2,075
- Saratoga County**
1,992

NEW YORK

TOP DEFENSE SPENDING LOCATIONS

(M=millions B=billions)

