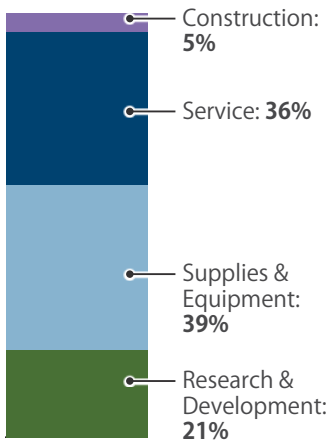
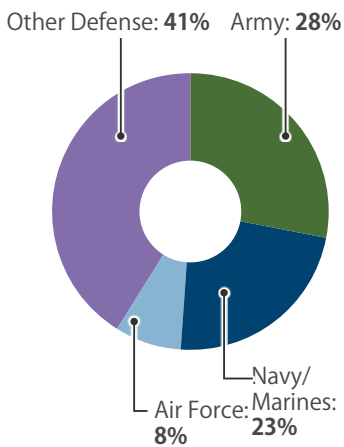


CONTRACTS

By Type



By Service

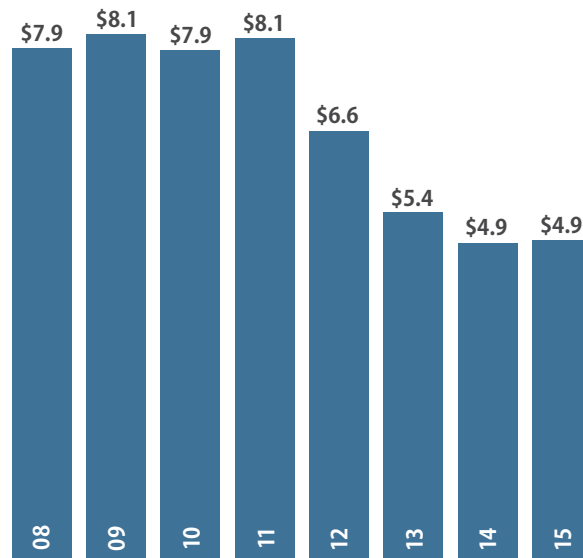


Top Contractors

(M=millions B=billions)

| | |
|-----------------------------|-----------|
| Lockheed Martin | \$1.6 B |
| Leidos | \$423.6 M |
| Metlife | \$334.4 M |
| AASKI Technology | \$155.8 M |
| Great Lakes Dredge & Dock | \$106.8 M |
| Exelis | \$90.5 M |
| L-3 Communications | \$80.0 M |
| BAE Systems | \$57.4 M |
| Data Systems Analysts, Inc. | \$57.2 M |
| Chugach Alaska Corporation | \$50.2 M |

Value of Contract Awards Performed (Billions)



\$6.6 BILLION
SPENT IN STATE

#22
IN NATION

1.2%
OF STATE GDP

#37
IN NATION

% OF TOTAL U.S.
DEFENSE SPENDING

1.6%

PER RESIDENT
SPENDING

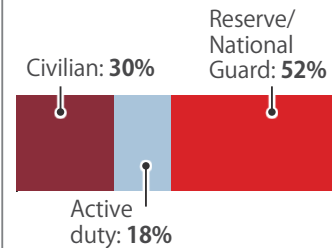
\$736

DEFENSE PERSONNEL

\$1.7 Billion
TOTAL PAYROLL

33,834
TOTAL PERSONNEL

Allocation, By Type

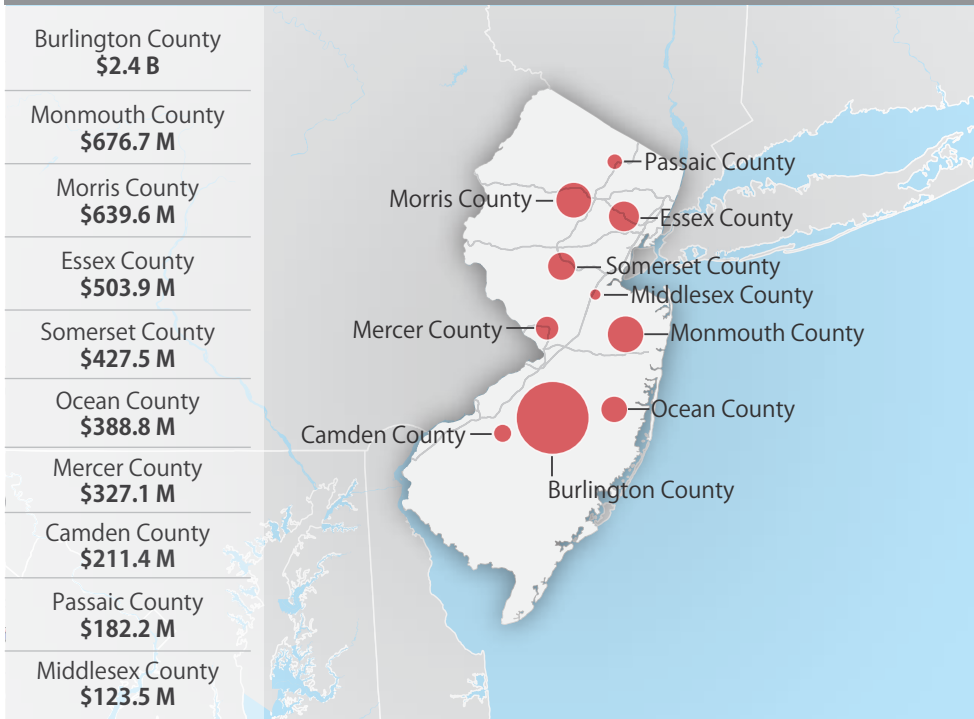


Top Personnel Locations

| | | |
|----|-------------------|--------|
| 1 | Burlington County | 14,374 |
| 2 | Mercer County | 3,377 |
| 3 | Ocean County | 3,375 |
| 4 | Morris County | 2,940 |
| 5 | Monmouth County | 1,399 |
| 6 | Sussex County | 1,320 |
| 7 | Warren County | 1,249 |
| 8 | Cape May County | 1,103 |
| 9 | Hudson County | 1,068 |
| 10 | Atlantic County | 766 |

TOP DEFENSE SPENDING LOCATIONS

(M=millions B=billions)



NEW JERSEY