

**#13**  
IN NATION

**\$9.8 BILLION**  
SPENT IN STATE

**#27**  
IN NATION

**2.0%**  
OF STATE GDP

**2.4%**

**% OF TOTAL U.S.**  
DEFENSE SPENDING

**\$980**

**PER RESIDENT**  
SPENDING

### DEFENSE PERSONNEL

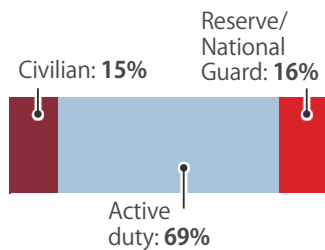
**\$7.0 Billion**

TOTAL PAYROLL

**144,881**

TOTAL PERSONNEL

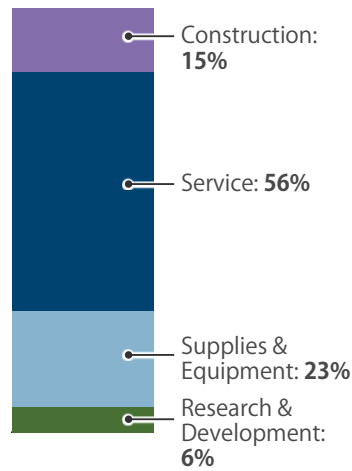
### Allocation, By Type



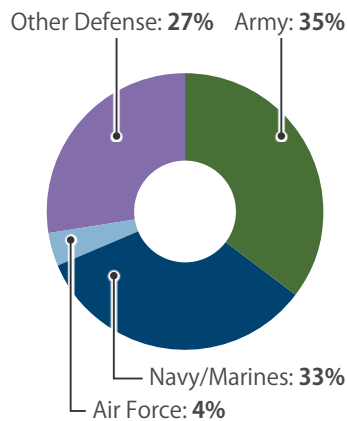
### Top Personnel Locations

1	Cumberland County	46,428
2	Onslow County	40,569
3	Craven County	9,933
4	Wayne County	7,100
5	Hoke County	5,071
6	Wake County	4,426
7	Harnett County	4,059
8	Mecklenburg County	2,867
9	Moore County	2,817
10	Carteret County	2,299

### By Type



### By Service

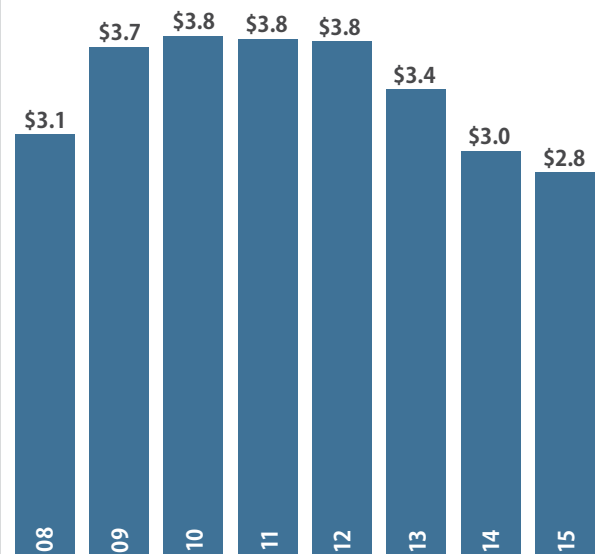


### Top Contractors

(M=millions)

Sodexo	\$127.1 M
L-3 Communications	\$89.4 M
Raytheon	\$47.3 M
Booz Allen Hamilton	\$43.5 M
American States Water Company	\$40.3 M
Whiting-Turner Contracting Company	\$40.2 M
Ultra Machine & Fabrication	\$40.1 M
International Textile Group	\$39.2 M
Caddell Construction	\$39.1 M
General Dynamics	\$37.0 M

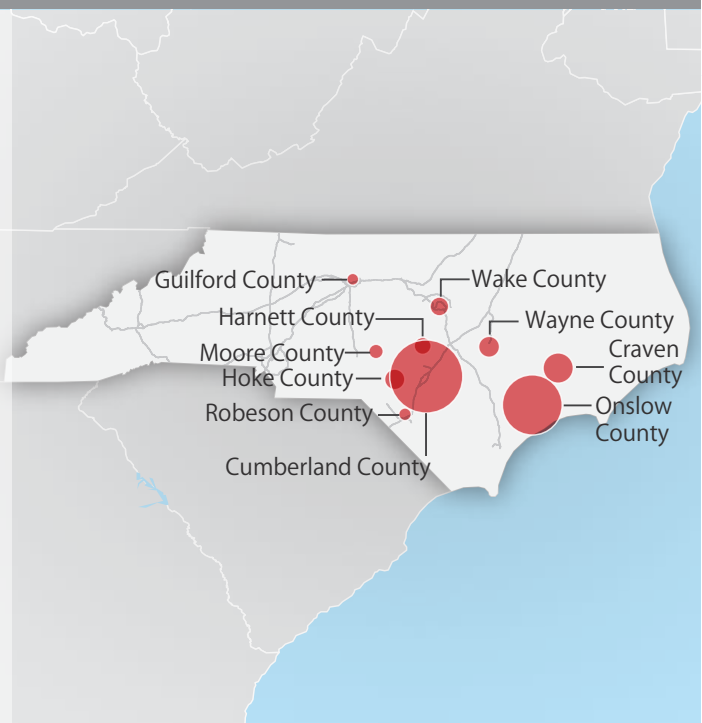
### Value of Contract Awards Performed (Billions)



### TOP DEFENSE SPENDING LOCATIONS

(M=millions B=billions)

Cumberland County	\$3.7 B
Onslow County	\$2.5 B
Craven County	\$664.9 M
Wayne County	\$340.6 M
Hoke County	\$327.2 M
Wake County	\$283.1 M
Harnett County	\$225.9 M
Moore County	\$185.1 M
Robeson County	\$144.4 M
Guilford County	\$127.0 M



**NORTH CAROLINA**